

TEAM LEADERS' GUIDE

Shooting



Table of Contents

1.OVERVIEW.....	4
Competition Overview.....	4
Key dates.....	4
Rules	5
Competition Format.....	5
Competition Equipment	5
Competition Clothing	5
2. VENUE	6
Competition/Training venue	6
Entry to the venue (MAP No.①).....	8
ID Card	8
Transportation Service	8
Venue service	8
-Athletes Lounge (MAP No.②)	8
-Sport Information Desk(SID) (MAP No.③).....	9
- Food and Beverage Services (MAP No.④).....	9
- Changing Room (MAP No.⑤)	9
- Luggage Storage (MAP No.⑥).....	9
3.COMPETITON	10
Competition schedule	10
Equipment Control (MAP No.⑦ and No.⑧)	13
Armoury (MAP No.⑨)	13
Ammunition Storage (MAP No.⑩)	13
Repair Area (MAP No.⑪)	13
Ammunition Sales Area (MAP No.⑫)	13
Shooting Range (MAP No.⑬)	14
Hearing Aids Prohibited Area.....	15
Information Accessibility at competition	15
Dry Firing Area.....	15
Medal Ceremony (MAP No.⑭).....	15
Technical Meeting (MAP No.⑮).....	15
Main Scoreboard (MAP No.⑯).....	15
Video Streaming.....	15



Welcome Message

Dear Athletes and Team Officials,

We are delighted to welcome you to Tokyo and thank you for your participation in TOKYO 2025 DEAFLYMPICS.

This guide has been prepared to provide you with essential information to ensure your experience here is smooth, productive, and enjoyable.

We have been working diligently to support all delegations and create an environment where you can perform at your best and feel at home. We hope that your time here will be both successful in competition and rich in cultural exchange and friendships.

We wish you a safe, memorable, and inspiring stay.

About this Team Leaders' Guide

Published in September 2025, this Team Leaders' Guide offers a summary of competition-related material about Shooting competition at TOKYO 2025 DEAFLYMPICS and provides a variety of information aimed at helping teams in planning and preparation.

1.OVERVIEW

Competition Overview

The Shooting competition at the TOKYO 2025 DEAFLYMPICS will be held from Sunday 16 November to Tuesday 25 November at AJINOMOTO NATIONAL TRAINING CENTER East.

The competition will consist of the following events:

Event	Men	Women	Mixed
10m Air Pistol Team			✓
10m Air Rifle Team			✓
10m Air Pistol	✓	✓	
10m Air Rifle	✓	✓	
25m Rapid Fire Pistol	✓		
25m Pistol	✓	✓	
50m Rifle 3 Positions	✓	✓	
50m Rifle Prone	✓	✓	

Key dates

15 October 2025	Sport entries final deadline (23:59 JST)
14 November 2025	Technical meeting(12:00 – 13:00 JST)
15 November 2025	Opening ceremony
16 November 2025	Start of Shooting competition
25 November 2025	End of Shooting competition
26 November 2025	Closing ceremony

Rules

The Shooting competition at the TOKYO 2025 DEAFLYMPICS will be conducted in accordance with the following documents:

- Technical Regulations

<https://www.deaflympics.com/games/tokyo-2025/SH/regulations>

Competition Format

The Shooting competition at the TOKYO 2025 DEAFLYMPICS will be held in qualifications and finals.

If the number of participants in the qualifications exceeds the shooting range's capacity, the event will be held in multiple shooting groups.

Competition Equipment

All equipment used during competition must comply with ISSF rules and regulations.

Competition Clothing

Participants must wear officially registered and published competition uniforms representing their nationality in accordance with ISSF rules and regulations.

Participants must comply with Deaflympics rules regarding advertising on uniforms and clothing worn at the competition venue.

2. VENUE

Competition/Training venue

AJINOMOTO NATIONAL TRAINING CENTER East

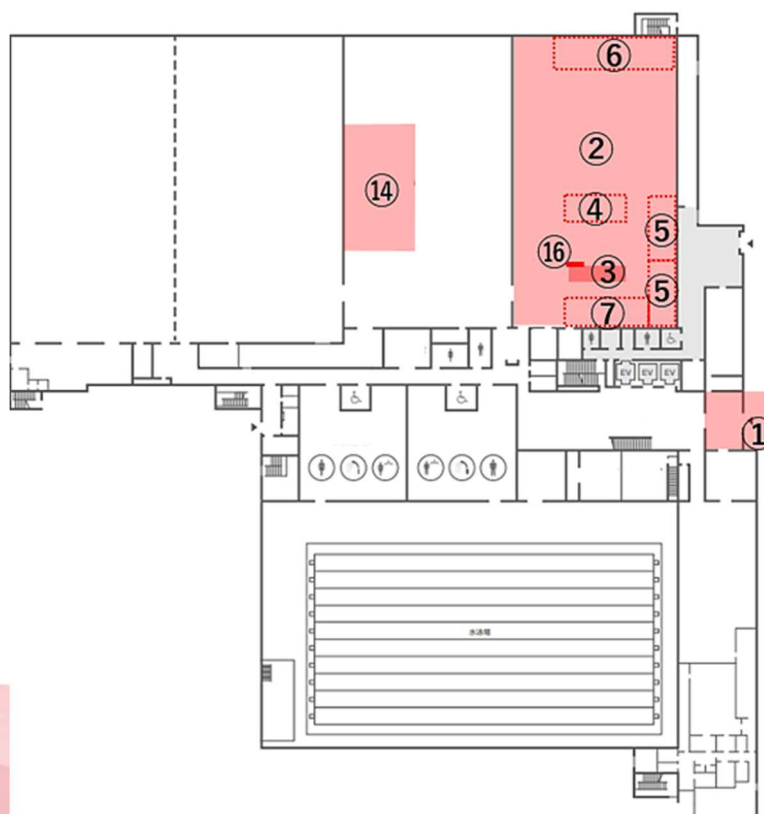
(3-12-22 Nishigaoka, Kita-ku, Tokyo)

The Shooting competition at the TOKYO 2025 DEAFLYMPICS will be held at AJINOMOTO NATIONAL TRAINING CENTER East.

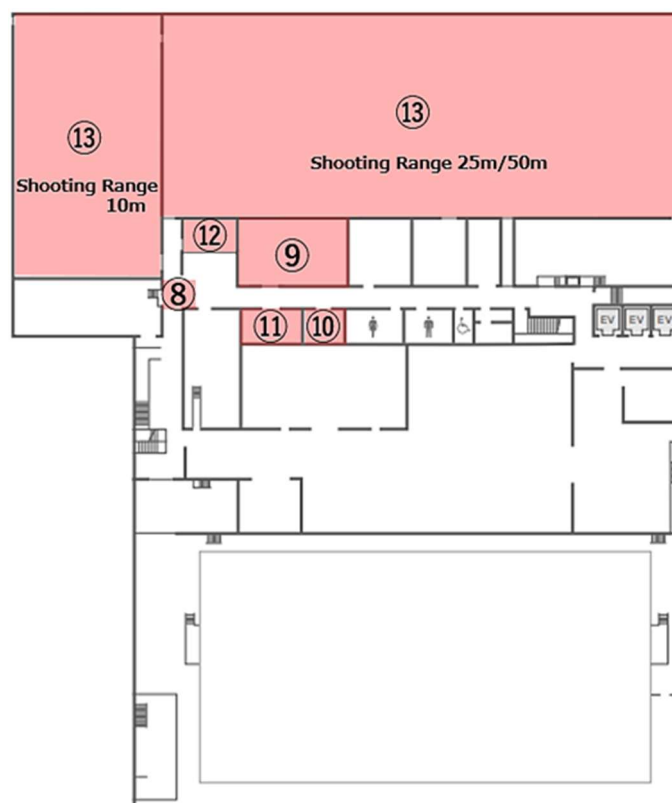


JAPAN SPORT COUNCIL

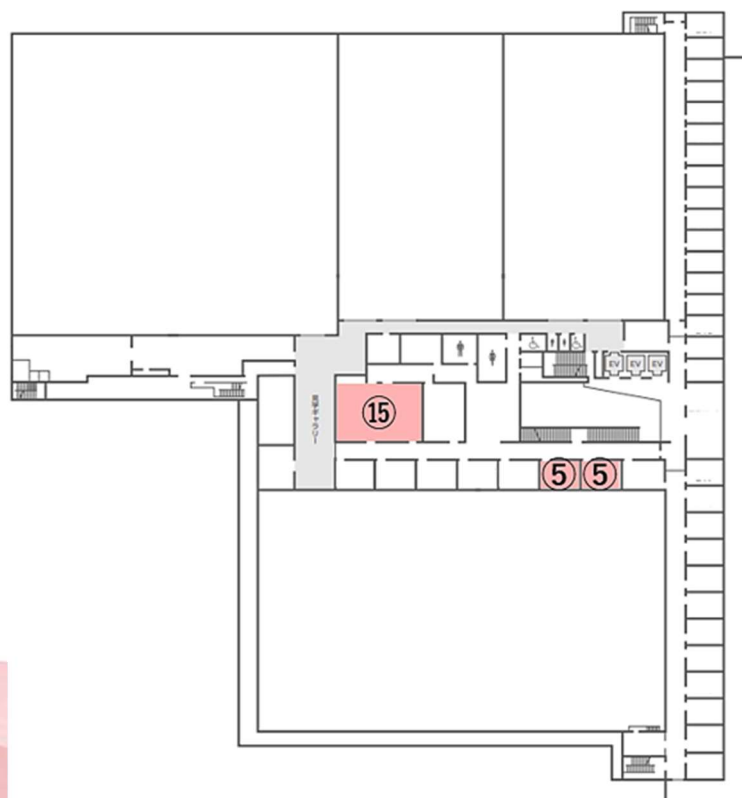
1F



B1F



2F



Entry to the venue (MAP No.①)

AJINOMOTO NATIONAL TRAINING CENTER East will be open approximately from 60 minutes before the start of the competition until 60 minutes after the Medal Ceremony ends.

All delegations must have their ID cards checked at reception before entering.

ID Card

- ID card will be issued at Deaf Square. They will not be issued at the competition venue.
 - ID card is personal and non-transferable, and must be carried with you at all times within the venue zone.
 - You will also need your ID card when boarding the buses to each competition venue, so be sure to carry it with you.
 - If your ID card is damaged or lost, contact tournament headquarters immediately.
- Afterwards, you must come to the ID Center (Deaf Square) in person to apply for a reissue.

Transportation Service

- For the latest transportation schedule, please check the "[Transportation Services](#)" page on the Athlete Delegation website.
Bus timetables will be posted on this website.
- To avoid missing your bus, please arrive at the boarding area with plenty of time to spare.
- Outbound and return buses may not be the same. Please be careful not to leave any belongings on the bus.
- Your ID card is required when boarding the bus.
- If you use public transportation, please check [the access information \("AJINOMOTO NATIONAL TRAINING CENTER"\)](#) on the official venue website.
- For information on transporting firearms, please confirm the "[Tokyo2025 shooting Firearms and Ammunition Guide](#)".

Venue service

–Athletes Lounge (MAP No.②)

Delegation will be able to stay in the Athletes Lounge, which is their central hub during their stay at the venue and is centrally located with the Sports Information Desk, Food and Beverage Services, Changing rooms and Luggage Storage.



– Sport Information Desk(SID) (MAP No.③)

SID is located close to the Athletes Lounge and will be open during the competition.

SID provides a variety of information and results, so please feel free to ask us if you have any questions.

– Food and Beverage Services (MAP No.④)

Beverages and the following snacks will be provided during the competition. No advance orders are required. Please refrain from eating or drinking outside the Athlete Lounge.

- Banana
- Energy bar
- Delicatessen bread

– Changing Room (MAP No.⑤)


Changing Rooms for Athletes are located next to the SID on the 1F and on the 2F.

– Luggage Storage (MAP No.⑥)

Luggage Storage is located at the back of the Athletes Lounge. Each athlete can store one suitcase containing their competition equipment.

3.COMPETITON

Competition schedule



Date	FOP	8:00	9:00	10:00	11:00	12:00	13:00	14:00	15:00	16:00	17:00	18:00	19:00	20:00	Remarks
Day 6 26 November 2025 Thu	10m	Dry Firing 09:00 - 12:00				Dry Firing 13:30 - 15:00									
	25m/ 50m			PT	Prono W Q 10:45 - 11:35		REP	Prono W final 13:15 - 14:00	P	PET 50m3P M 15:15 - 16:30					
	Other	EquipmentControl 09:00 - 12:00				EquipmentControl 13:00 - 17:00									
Day 7 21 November 2025 Fri	10m	Dry Firing 09:00 - 12:00				Dry Firing 14:30 - 16:15									
	25m/ 50m			PT	50m3P M Q 11:15 - 12:45		REP	50m3P M final 14:15 - 15:15	P	PET 50m3P W 16:30 - 17:45					
	Other	EquipmentControl 09:00 - 12:00				EquipmentControl 13:00 - 17:00									
Day 8 22 November 2025 Sat	10m	Dry Firing 09:00 - 12:00				Dry Firing 14:30 - 16:30									
	25m/ 50m			PT	50m3P W Q 11:15 - 12:45		REP	50m3P W final 14:15 - 15:15	P	PET 25mP M Precision 16:30 - 17:15	PET 25mP M RP Stage 17:45 - 18:15				
	Other	EquipmentControl 09:00 - 12:00				EquipmentControl 13:00 - 17:00									
Day 9 23 November 2025 Sun	10m	Dry Firing 08:00 - 12:00				Dry Firing 14:00 - 18:30									
	25m/ 50m	PT	25mP M precision Q 9:30 - 10:30	PT	25mP M RP stage Q 10:45 - 11:15	REP	25mP M final 12:45 - 13:45	P	PET 25mP M Precision 16:00 - 16:45	PET 25mP RP Stage 16:15 - 16:45	PET 25mP RP Stage 17:00 - 17:30	PET 25mP RP Stage 17:45 - 18:15	PET 25mP RP Stage 18:30 - 19:00		
	Other	Equipment Control 08:00 - 12:00				EquipmentControl 13:00 - 17:00									
Day 10 24 November 2025 Mon	10m	Dry Firing 08:00 - 12:00				Dry Firing 14:00 - 17:30									
	25m/ 50m	PT	25mP W precision Q 9:30 - 10:30	PT	25mP W RP stage Q 10:45 - 11:15	REP	25mP W final 12:45 - 13:45	P	25mRFP 1st Stage Rly 1 16:15 - 16:45	PT	25mRFP 1st Stage Rly 2 16:15 - 16:45	PT	25mRFP 1st Stage Rly 3 17:15 - 17:45		
	Other	EquipmentControl 08:00 - 12:00				EquipmentControl 13:00 - 17:00									
Day 11 25 November 2025 Tue	10m	Dry Firing 09:30 - 12:30													
	25m/ 50m		PT	25mRFP 2nd Stage Rly 1 10:45 - 11:15	PT	25mRFP 2nd Stage Rly 2 11:45 - 12:15	PT	25mRFP 2nd Stage Rly 3 12:45 - 13:15	REP	25mRFP final 14:45 - 15:45	P				
	Other	EquipmentControl 09:00 - 12:00				EquipmentControl 13:00 - 16:00									
Day 12 26 November 2025 Wed		Choking Ceremony (@Talos-Metropolis Symposium Theater, 18:30 - 18:00/TMS)													
Day 13 27 November 2025 Thu		Departure													
		Interfacer Training	10m Event Qualification	30m Event Qualification	25m Event Qualification	Final Tests	PET Pre-Event Training	P Photo Session	PT Preparation and Sighting Time	REP Reporting Time	Model Ceremony				

Equipment Control (MAP No.⑦ and No.⑧)

Inspection of rifle shooting jackets and trousers will be conducted at MAP No. ⑦.

Firearm inspection will be conducted at MAP No. ⑧.

Please see the previous page for the schedule.

Firearms that have completed inspection will be affixed with an identification badge.

Please do not remove it.



Armoury (MAP No.⑨)

Athletes' firearms must be placed in a case and deposited in the armoury.

Only one firearm per case is allowed.

Firearms are not permitted to be taken outside the venue except upon arrival and departure.

Please follow the instructions of firearms storage locker staff when collecting or checking in your firearm.

Ammunition Storage (MAP No.⑩)

Personal lockers for ammunition will be provided on B1F of the competition venue.

Please keep your locker key in your personal possession during the competition. Do not lose the key.

If you lose it, please notify venue staff.

When departing Japan, staff must return their locker keys to the staff.

Athletes using .22 caliber long rifle ammunition may store a maximum of 800 cartridges.

Athletes using .22 caliber long rifle ammunition must declare the number of .22 caliber long rifle cartridges they are possessing to venue staff before and after the competition.

Athletes using Long Rifle Cartridges who wish to bring them back to their home country from Japan must declare the number they are taking to venue staff before departure.

Repair Area (MAP No.⑪)

There will be staff from Ginza Gun Limited. on hand, so please follow their instructions.

Ammunition Sales Area (MAP No.⑫)

Priority will be given to athletes who have pre-ordered.

There will be staff from Ginza Gun Limited. on hand, so please follow their instructions.

Regarding bringing ammunition purchased in Japan back to your home country, Japan has strict

export regulations and may not allow it to be brought back to your home country.

We recommend that you purchase only the minimum amount of ammunition necessary in Japan, and that you transfer or dispose of any remaining ammunition to Ginza Gun Limited.

Shooting Range (MAP No.⑬)

Protection mats have been laid out, so there is no need to remove your shoes.



The floor of this venue is prone to shaking. Please walk quietly so that the athletes can concentrate on shooting.

As the spectator space is very small, as a general rule, only one coach from each country is allowed inside, and other officials should watch the competition on the large screen in the Athletes Lounge.

Staff and media will also pass through the area where coaches are watching the athletes. Your cooperation is appreciated.

Coaches are permitted to take photos of their country's athletes during the competition, but please do not use flash cameras.

Please follow the instructions of the referees and competition officials within the shooting range.



Hearing Aids Prohibited Area

As per Audiogram Regulations, athletes participating in Summer Deaflympics 2025 are strictly prohibited from using any hearing aids or cochlear implant aids during competitions. This rule applies specifically to the restricted zone, which is defined as follows:

- Firing points (barrier tape indicating restricted areas)

Information Accessibility at competition

A 13-inch information monitor and a 21-inch results monitor will be installed for every four athletes.

Dry Firing Area

Shooting Ranges that are not hosting competitions can be used as Dry Firing Area.

Medal Ceremony (MAP No⑭)

The Medal Ceremony will be held on the 1F Court B.

After the finals, medalists should promptly deposit their firearms in the Armoury, store their ammunition in their lockers, and change into their official uniforms in the Athletes Lounge.

Staff will guide you. Please follow their instructions.

Technical Meeting (MAP No⑮)

The technical meeting will be held on 14 November 2025 from 12:00 in the NTC 2F conference room.

Main Scoreboard (MAP No⑯)

The main scoreboard will be located at the Sport Information Desk near the Athletes Lounge on the 1F.

The breaking news board will be located next to the entrance to the Shooting Range.

Video Streaming

Both the qualifications and the finals will be live-streamed on our official YouTube channel.

The streams will bring the athletes' heroic performances to their home countries.

Video streaming staff will be moving at FOP, so please for your cooperation.