



## 25th Summer Deaflympics Tokyo 2025

# Games Service Guide for CdM





# Table of Contents

<b>1. Introduction</b>	5
1.1 Greetings	6
1.2 Glossary	7
<b>2. TOKYO 2025 DEAFLYMPICS</b>	9
2.1 Key Dates	10
2.2 Operational Structure of the Games	10
2.2.1 Organisation	11
2.2.2 Governance	12
2.3 Sustainability	12
2.4 Information & Communication Accessibility	12
2.5 Methods to Provide Communications and Information	12
2.6 Prohibition of Political Acts, etc.	12
<b>3. Delegation Registration</b>	13
3.1 Overview of Sports Entry	14
3.1.1 Dates and schedules	14
3.1.2 Registration Documents	14
3.1.3 Collection of Games Entry Fees	15
3.2 Online Management System (OMS)	15
3.3 Sports Entry Process	15
3.3.1 Online Entry	15
3.3.2 Final Submission and Deadline	16
3.4 ID Card	16
3.4.1 Overview	16
3.4.2 ID Centre	17
3.4.3 Terms of Issue	17
3.4.4 ID Card for Participation in Games	18
3.4.5 Emergency Medical Information Card	18
3.5 Audiology Testing	19
<b>4. Customs Clearance and Freight Transportation</b>	21
4.1 Customs Clearance Procedures	22
4.1.1 Duty Exemption on Accompanied Articles and Unaccompanied Articles	22
4.1.2 Insurance	22
4.2 Customs Procedures on Arrival	22
4.2.1 Unaccompanied Articles Procedures	22
4.2.2 Procedures for Carrying of Means of Payment, etc.	23
4.3 Firearms and Ammunition	23
4.4 Medicines and Medical Devices	24
<b>5. Entry into Japan</b>	25
5.1 Official Airports	26
5.2 Designation of Date of Entry	26
5.3 Short-term Visa Issuance Procedures	26
5.3.1 Short-term Visa Issuance Support	26
5.4 Entry Process	27
5.4.1 Quarantine	27
5.4.2 Immigration Inspection	28
5.4.3 Baggage Claim	28
<b>6. Departure</b>	29

6.1 Official Airports .....	30
6.2 Designation of Date of Departure .....	30
6.3 Departure Procedures .....	30
6.3.1 General Departure Procedures .....	30
<b>7. Accommodation .....</b>	<b>31</b>
7.1 Accommodation Reservations .....	32
7.1.1 Need for Early Booking .....	32
7.1.2 Advantages of Early Booking .....	32
7.1.3 Disadvantages of Late Booking .....	32
7.1.4 Reservation Procedures .....	32
7.1.5 Reservation Schedule .....	33
7.1.6 Cancellation Policy .....	35
7.2 Payment of Accommodation Fees .....	36
7.3 Conclusion of Tour Contract .....	36
7.4 Overview of Accommodation Facilities .....	36
7.5 Accommodation Services .....	38
7.5.1 Services at Each Accommodation Facility .....	38
7.5.2 Meals .....	38
7.5.3 Laundry .....	38
7.5.4 Handling Emergency During the Stay .....	38
7.6 Accommodations Other than Above .....	38
<b>8. Deaflympics Square .....</b>	<b>39</b>
8.1 Period and Location .....	40
8.2 Zones and Access Control Points .....	41
8.2.1 Facility Information .....	41
8.2.2 Map of the NYC .....	41
8.3 Rules at Deaflympics Square .....	41
8.4 Operational Functions .....	42
8.4.1 Information Desk .....	42
8.4.2 Meeting Rooms for NDSF .....	42
8.4.3 First Aid Stations .....	42
8.4.4 Athletes Communication Lounge .....	42
8.4.5 Warm-up Area .....	42
8.4.6 Baggage Services .....	42
8.5 Technical Meetings .....	42
8.6 Sports Information Centre (SIC) .....	42
8.7 Media Centre .....	43
8.8 Food and Drink Services .....	43
8.9 Security .....	43
8.10 Emergency Response .....	43
8.11 Lost and Found .....	43
8.12 Wi-Fi Environment at Deaflympics Square .....	43
<b>9. Sports .....</b>	<b>45</b>
9.1 Competition Venues .....	46
9.2 Competition Schedule .....	46
9.3 Sport Equipment .....	46
9.4 Training Venues .....	46
9.4.1 Training Venues During the Games .....	46
9.4.2 Training Before the Games Period .....	47
9.5 Services to be Provided .....	47
9.5.1 Weighing .....	47



9.5.2 Food and Drink Services .....	47
9.5.3 Cleaning Services .....	47
9.5.4 Internet Environment at Competition Venues, etc. ....	47
9.5.5 First Aid Services .....	48
9.6 Anti-Doping .....	48
9.6.1 Anti-Doping Program .....	48
9.6.2 Awareness Raising .....	48
9.6.3 Management During the Competition .....	49
9.6.4 Therapeutic Use Exemption.....	49
9.7 Medal Ceremony .....	50
9.8 Sports Information Desk (SID) .....	50
9.9 Technical Photography at the Venue .....	50
9.10 Lost and Found at the Competition Venues .....	50
<b>10. Transportation .....</b>	<b>51</b>
10.1 Concept of Transportation .....	52
10.1.1 Travel Time and Route Map.....	52
10.1.2 Designated Boarding and Alighting Points.....	52
10.2 Transportation of Delegations .....	52
10.2.1 Bus Timetable for Athletes .....	52
10.2.2 Airport Transportation .....	53
10.2.3 Transportation During the Competition Period.....	53
10.2.4 Transportation of Competitions Conducted at a Distance .....	54
10.2.5 Transportation for Opening and Closing Ceremonies.....	55
10.2.6 Transportation for Watching Purposes.....	55
10.3 Transportation for Countries That Booked Their Own Accommodations .....	55
10.4 Use of Rental Cars .....	56
10.5 Vehicle Certification/Parking Permit .....	56
10.6 Baggage Transportation .....	56
10.7 Use of Public Transportation .....	56
<b>11. Ceremonies .....</b>	<b>57</b>
11.1 Opening and Closing Ceremonies.....	58
11.1.2 Security at the Opening and Closing Ceremonies .....	58
11.1.3 Prohibited and Restricted Items and Clothing at the Opening and Closing Ceremonies .....	58
11.2 Medal Ceremony .....	59
11.2.1 Prohibited Items for the Ceremony .....	59
11.2.2 Distribution of Certificates, Participation Certificates, and Medal Cases .....	59
11.2.3 Data collection of the flag and anthem.....	59
<b>12. Venue Security.....</b>	<b>61</b>
12.1 Competition Venues .....	62
12.2 Prohibited and Restricted Items at the Venues .....	62
<b>13. Universal Communication .....</b>	<b>63</b>
13.1 Universal Communication .....	64
<b>14. First Aid Services .....</b>	<b>65</b>
14.1 Japanese Healthcare System (including how to receive medical care) .....	66
14.2 First Aid Services at the Games .....	68
14.3 Emergency Medical Transportation.....	69
14.4 Public Health .....	69
<b>15. Insurance.....</b>	<b>71</b>
15.1 Insurance.....	72
15.2 Property Damage Insurance .....	74
15.3 Liability Insurance.....	74

15.4 Automobile Insurance .....	74
<b>16. Media .....</b>	<b>75</b>
16.1 LOC's role for the Media .....	76
16.2 ID Cards for Media .....	76
16.3 Media Centre .....	76
16.4 Media Services for Venues .....	76
<b>17. Brand Protection .....</b>	<b>77</b>
17.1 Brand Protection and Use .....	78
17.1.1 Games Emblem .....	78
17.1.2 Use of the Games Emblem.....	78
17.1.3 Official Mascot .....	79
17.1.4 TOKYO 2025 DEAFLYMPICS Support Team .....	79
<b>18. Appendix .....</b>	<b>83</b>
18.1 Venue Master Plan .....	84
18.1.1 Athletics .....	84
18.1.2 Badminton.....	85
18.1.3 Basketball .....	86
18.1.4 Beach Volleyball .....	87
18.1.5 Bowling .....	88
18.1.6 Cycling Road .....	89
18.1.7 Football .....	90
18.1.8 Golf .....	91
18.1.9 Handball.....	92
18.1.10 Judo .....	93
18.1.11 Karate.....	93
18.1.12 Mountain Bike .....	94
18.1.13 Orienteering .....	95
18.1.14 Shooting.....	97
18.1.15 Swimming .....	98
18.1.16 Table Tennis .....	99
18.1.17 Taekwondo.....	100
18.1.18 Tennis.....	101
18.1.19 Volleyball.....	102
18.1.20 Wrestling (Freestyle).....	103
18.1.21 Wrestling (Greco-Roman).....	103
18.2 Overall View of Deaflympics Square .....	104
18.3 List of Competition and Training Venues.....	105
18.4 Competition Schedule .....	106
18.5 List of Competition Events.....	107
18.6 Introduction to Tokyo - Japan .....	110
18.7 Information on Eating Establishments.....	110
18.8 Overview of Public Transportation .....	110
18.9 Weather Information by Venue Area .....	111
18.10 Sponsors .....	112



# 1

## Introduction

# 1. Introduction

## 1.1 Greetings

Dear Chef de Missions

It is a great honour for us to be able to provide you with the TOKYO 2025 DEAFLYMPICS Games Service Guide.

We are delighted to be able to host the Deaflympics in Tokyo in 2025, which will mark the 100th anniversary of the first Deaflympics held in Paris in 1924. At a time when the social status of the deaf was low and sign language was not recognised as a language, Deaflympics advocate Rubens Alkais sought to change society by organising an international sports event for the deaf, run by deaf people.

Inheriting the philosophy of the Deaflympics, we will use the TOKYO 2025 DEAFLYMPICS as an opportunity to promote understanding of deafness and expressions in sign languages in society, and to realise an inclusive society where everyone can make the most of their individuality and work together to play an active role. I am confident that the TOKYO 2025 DEAFLYMPICS will be great games for deaf athletes and everyone.

We have created this Games Service Guide to share information about our operations and the services we provide to the delegations, and to assist you in your preparations before and during the Games.

We will schedule a time to explain the contents of this Games Service Guide at a Chefs de Mission Seminar to be held in Tokyo, Japan from 17 November to 21 November 2024. We would like to ask all Chef de Mission who will participate in the Chefs de Mission Seminar to review the contents of this guide prior to your visit to Japan. We look forward to your questions and comments at the seminar.

As we make various preparations for the Games, we will continue to provide the delegations with the latest updated information after the publication of the Games Service Guide.

We thank you all for your generous support and look forward to working with you in the remaining year leading up to the TOKYO 2025 DEAFLYMPICS.

Yours truly,

HISAMATSU Mitsuji

Chairperson,

Organising Committee of 2025 Summer Deaflympics

## 1.2 Glossary

Terms	English
ICSD	International Committee of Sports for the Deaf
LOC	Local Organising Committee (Organisers for TOKYO 2025 DEAFLYMPICS)
NDSF	National Deaf Sports Federation
OMS	Online Management System
PTA	Pure Tone Average
AMARYS	Accommodation Management System
NYC	National Olympics Memorial Youth Centre
SIC	Sport Information Centre
SID	Sport Information Desk
WADC	World Anti-Doping Code
DCS	Doping Control Station
WADA	World Anti-Doping Agency
JADA	Japan Anti-Doping Agency
ISTUE	International Standard Therapeutic Use Exemptions
ISTI	International Standard for Testing Investigations
TUE	Therapeutic Use Exemptions
FOP	Field of Play





# 2

## TOKYO 2025 DEAFLYMPICS

## 2. TOKYO 2025 DEAFLYMPICS

### 2.1 Key Dates

From 25 April 2024	Hotel reservations begin
From 15 September 2024	Sports competition entry begins
From 29 October 2024 to 31 October 2024	Sports directors site visit
From 17 November 2024 to 21 November 2024	Chefs de Mission Seminar held
15 October 2025	Deadline for submission of final registration list with each player's name
15 November 2025	Opening Ceremony
From 15 November 2025 to 26 November 2025	Games period
26 November 2025	Closing Ceremony

### 2.2 Operational Structure of the Games

Japanese Federation of the Deaf and the Tokyo Metropolitan Government have concluded an agreement and are sharing the tasks related to the preparation and operation of the Games. In order to carry out the tasks based on this division of responsibilities, the Deaflympics Organising Committee was established within Japanese Federation of the Deaf to serve as the point of contact for the International Committee of Sports for the Deaf (ICSD) in relation to the organisation of the Games.

Tokyo Sport Benefits Corporation Deaflympics Preparation and Operation Office will be responsible for the games and venue management, and other administrative operations.

The experience and know-how of the Games will be inherited as a legacy and contribute to further sports promotion.

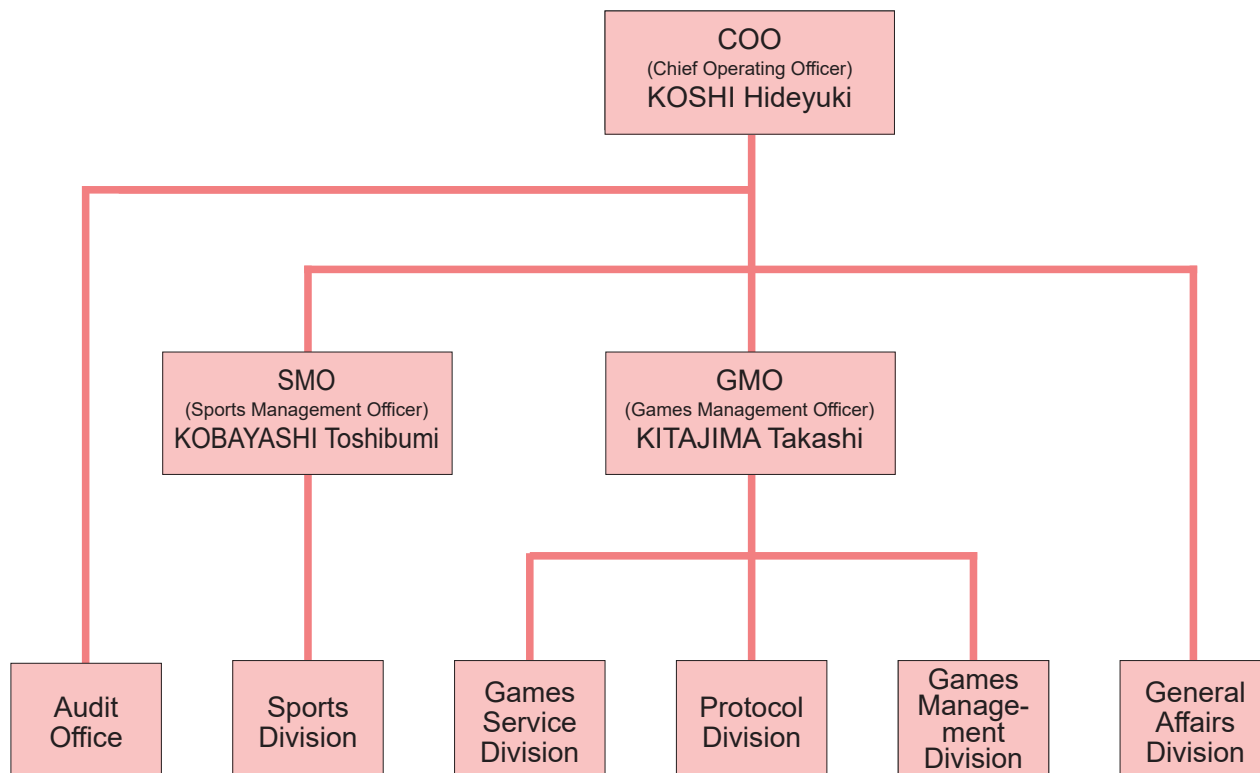


## 2.2.1 Organisation

### ● Organising Committee of 2025 Summer Deaflympics

Job Title	Name	Current Occupation
Chairperson	HISAMATSU Mitsuji	Executive Director, Japanese Federation of the Deaf
Vice Chairperson	YAKUSHIJI Michiyo	Medical Doctor
Member	ISHIHARA Yasushi	President, National University Corporation Tsukuba University of Technology
Member	ENYO Katsura	Chairman, Tokyo Sports Association for Persons with Disabilities
Member	OTA Yosuke	Director, Japanese Federation of the Deaf
Member	HATANAKA Junko	Lawyer
Member	HAYASE Kumi	Deaflympian
Member	FURUYA Rumi	Director General, Bureau of Citizens, Culture and Sports, Tokyo Metropolitan Government

### ● Deaflympics Preparation and Operation Office



### 2.2.2 Governance

In order to make the Deaflympics truly acceptable to the citizens of Tokyo and people in Japan, the following efforts will be made to ensure an appropriate governance structure.

- Appropriate appointment of directors and other officers in the operation organisation.
- Establishment of a system to ensure compliance and ongoing compliance education
- Establishment of internal control and external check systems
- Appropriate management of conflicts of interest
- Proactive information disclosure

### 2.3 Sustainability

In planning and operating the Games, promoting the 3Rs (Reduce, Reuse, Recycle), ensuring energy conservation, reducing disposable plastics and food loss, and making maximum use of existing facilities and goods are to be implemented. Even if new procurement is necessary, lease or rental should be used as a basic policy to realise a sporting event that takes sustainability into consideration.

### 2.4 Information & Communication Accessibility

The LOC is considering assigning at least one or more International Sign interpreters (interpreters who interpret between International Sign and Japanese Sign Language) to each competition venue and Deaflympics Square to ensure communication relating to competition and venue management during the Games. If communication with the LOC in International Sign is necessary, it is possible to communicate through the said interpreter. However, as mentioned above, the said interpreter assigned by the LOC can only interpret between International Sign and Japanese Sign Language. Therefore, if there is a need to interpret between International Sign and Japanese Sign Language used by each country, a separate sign language interpreter must be provided by each national delegation.

### 2.5 Methods to Provide Communications and Information

Communications and information to each delegation will be made by e-mail in principle, and the LOC will contact the email address of the representatives notified in advance. Important information will be posted on the Delegations page on the TOKYO 2025 DEAFLYMPICS Games information website, in addition to the e-mail communication.

#### ● Delegations page

(Japanese) <https://deaflympics2025-games.jp/delegations/>

(English) <https://deaflympics2025-games.jp/en/delegations/>

(Japanese) (English)



### 2.6 Prohibition of Political Acts, etc.

No political, ideological, or religious principle or assertion of any kind, or any act contrary to public order or morality will be tolerated at the TOKYO 2025 DEAFLYMPICS.



# 3

## Delegation Registration

## 3. Delegation Registration

### 3.1 Overview of Sports Entry

The National Deaf Sports Federation (NDSF) is responsible for completing the registration process for all national teams. This includes the following categories:

- Athletes
- Coaches
- Team officials (including medical personnel, technical personnel, physical therapists, managers, and interpreters)

The registration process for all individuals will be completed on the Online Management System (OMS) accreditation and Sports Data Management System features.

Media organisations seeking accreditation must submit an official application to the ICSD for approval at least three months prior to the Deaflympics.

The Deaflympics registration form will be provided by the ICSD.

#### 3.1.1 Dates and schedules

The delegation registration timeline is as follows:

- 15 September 2024: Applications for pre-registration begins, including the number of participants per event
- 15 November 2024: Deadline for applying the pre-registration
- 15 August 2025: Deadline for athletes whose audiogram has not been approved or who has never been examined by audiologist of the ICSD to submit audiogram issued within 1 year to the ICSD.
- 15 August 2025: Submission of the final registration list with the names of each athlete begins
- 15 October 2025: Deadline for submission of final registration list

#### 3.1.2 Registration Documents

Documents related to the accreditation and sports entry will be shared by the ICSD to NDSFs. Such documents include the followings:

- Accreditation requirements
- Data requirements

Documents should be provided in English.

### 3.1.3 Collection of Games Entry Fees

Details of the Games entry fees will be announced later on the Delegations page.

## 3.2 Online Management System (OMS)

The OMS is a fully integrated the ICSD portal that includes accreditation, entry form system, and audiogram management features.

The following are some of the integrated features of the OMS:

- Properly accredited athletes will be able to be checked in the entry form system.
- Athletes whose official qualification is recorded in the ranking management will be automatically pre-registered for the relevant competition in the entry form system.

All accreditation applications and entry form system registrations must be submitted electronically through the OMS.

NDSF may designate one or more staff members with access to the OMS and may select which features each member has access to. NDSFs needs to ensure that the person designated for access is responsible for performing the tasks associated with each function.

## 3.3 Sports Entry Process

Sports entry is the process of formally making an entry for athletes and teams eligible to participate in the Deaflympics. The final phase of the sports entry process will be conducted through the OMS, which will allow all NDSFs to manage, review, and submit athlete and team entries online.

### 3.3.1 Online Entry

NDSF's submission of sports entries to the TOKYO 2025 DEAFLYMPICS will be made through the OMS. This system is available in English only.

NDSFs will have access to the OMS from 15 August 2025 until 23:59 JST (UTC + 9 hours) on 15 October 2025 to make entries for athletes in eligible events. Only athletes registered by the NDSF for the OMS accreditation function be included in the entry. The TOKYO 2025 DEAFLYMPICS will only accept sports entries submitted through the OMS.

### 3.3.2 Final Submission and Deadline

Once the NDSF entered all data into the OMS, it is the responsibility of the NDSF before the final submission to review entries to ensure that all data is correct and there is no omission.

Deadline of the qualification screening period for the TOKYO 2025 DEAFLYMPICS is 15 October 2025.

All entries must be completed by 23:59 on 15 October 2025.

## 3.4 ID Card

### 3.4.1 Overview

- Purpose and role

The ID card identifies each individual participating in the TOKYO 2025 DEAFLYMPICS and, depending on their role, grants them necessary access within the competition venues. Anyone not carrying his/her ID card will not be allowed to the competition venues and the restricted areas. In addition, be sure to carry your ID card when boarding the buses to the competition venues, as it will be required.

- Subjects eligible for issuance

ID cards will be issued to the delegations, the ICSD officials, NDSF staff, the LOC staff, VIPs, media, etc. Day passes will be issued for those eligible for issuance who need them on a temporary basis.

Data will be collected from the the OMS for the delegations' ID cards and issued based on said data. Therefore, please be very careful to ensure that the information to be registered with the OMS is correct.

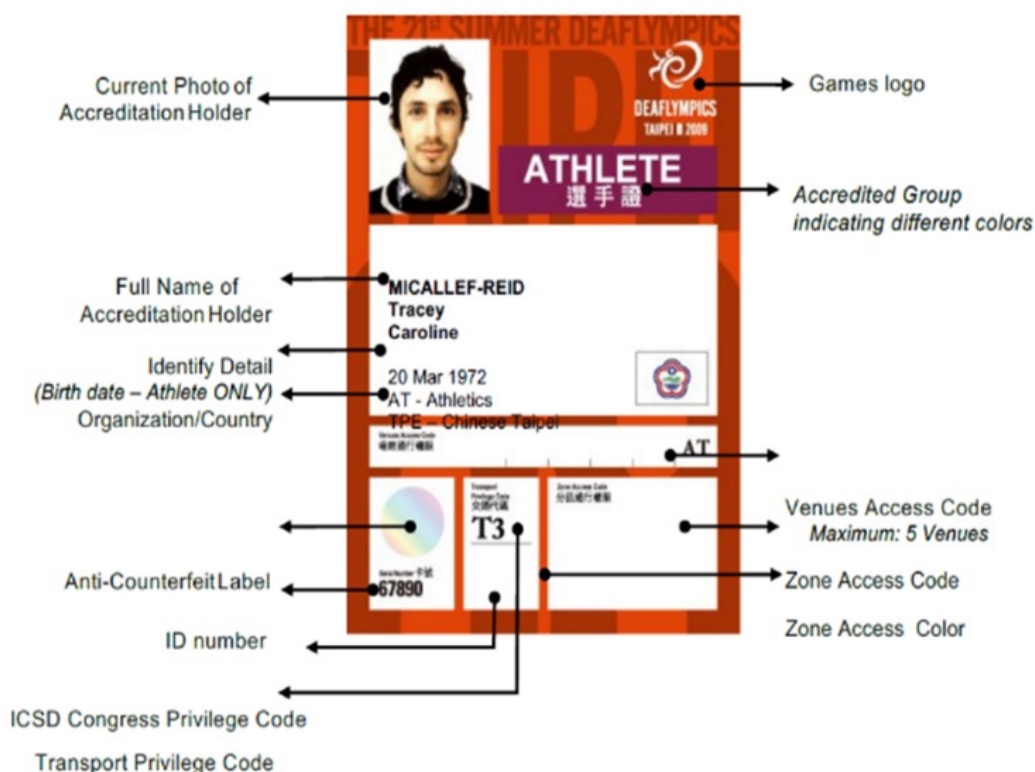
- Design proposal and information contained on the ID card

The design is currently under consideration. The information contained on the ID card will be comparable to those of the past Games.

(Example from the past Games)

2009 Taipei (Example):

#### Accreditation Badge - Front



### 3.4.2 ID Centre

The ID centre will be established at Deaflympics Square (Tokyo) and J-Village (Fukushima Prefecture).

Details are as follows:

- Opening hours: 9:00 to 21:00 (tentative)

\*During peak entry periods, flexible supports will be provided according to the arrival of the delegations.

- Opening period: 11 November 2025 to 25 November 2025

### 3.4.3 Terms of Issue

The following three items are required for the issuance of ID cards.

- Each national delegation must bring the required documents (passport and entry card).

If the data registered in the OMS is incomplete, a reissue of the ID card will be required, which may delay its receipt. Therefore, make sure that the registration information and photo are correct in advance.

- The registration fee and entry fee must have been paid.

- As for the athletes, an audiology testing must have been completed.

Participants who are required to take an audiology testing will not receive an ID card unless their eligibility to participate in Games is proven by the audiology testing. For details, see “3.5 Audiology Testing”.

#### **3.4.4 ID Card for Participation in Games**

##### **● Entry to the restricted area**

The ID card is required to enter the restricted area at each competition venue. At the entrance to the restricted area, present your ID card, and a staff member will verify your identity with the ID card before allowing you to enter the restricted area. Only the delegations and authorised stakeholders participating in the competition may enter the competition area. The ID card must be worn at all times, except during the competition, in a position that allows for easy identification. If the ID card cannot be identified, the venue management staff may question.

##### **● Precautions**

The ID card is required to enter the competition area and restricted area at the competition venues and must be carried at all times. Handle with care and do not lose it, as it contains personal information.

In case of damage or loss, please contact the Games Operation Office as soon as possible, and be sure to go to the ID Centre in person to complete the necessary procedures for reissue.

#### **3.4.5 Emergency Medical Information Card**

The emergency medical information card will be vital during emergency medical transportation and when receiving medical services at medical institutions. Since emergency medical information cards are provided at the time of ID card issuance, it is recommended that you fill out the necessary information, place it in your own ID card holder, and carry it with you at all times. The information card will also be posted on the Delegations page, so that it can be filled out in advance and used at Games.

Since it is anticipated that people who cannot hear or have difficulty hearing will have difficulty exchanging information in an emergency, the use of this card is strongly recommended. It is recommended that people who can hear also fill out this card and carry it with them, as it can be used effectively when they are unconscious.



### 3.5 Audiology Testing

In the TOKYO 2025 DEAFLYMPICS, audiology testing will be conducted in accordance with the ICSD Audiogram Regulations. Athletes subject to testing will not be able to receive their ID card unless they complete the audiology testing and are confirmed to be eligible to participate. Please note that audiology testing may also be conducted during the competition period.

- Subject eligible for testing

The ICSD will determine which athletes need to be tested and will notify each NDSF.

- Testing location

Testing will be conducted near the ID Centre.

- Testing dates

Testing will align with the opening period of the ID Centre.

- Test details

Testing will confirm whether the athlete has a hearing loss of at least 55dB pure tone average (PTA) in the better ear (three-tone pure tone average at 500, 1000 and 2000 Hertz, air conduction, ISO 1969 Standard)





# 4

## Customs Clearance and Freight Transportation

## 4. Customs Clearance and Freight Transportation

### 4.1 Customs Clearance Procedures

#### 4.1.1 Duty Exemption on Accompanied Articles and Unaccompanied Articles

Only accompanied articles or unaccompanied articles that are deemed to be for personal use are exempt from duty to the extent provided. For more information, check below.

- (Japanese)   • [Duty Free Scope for International Travelers: Japan Customs](#)
- (English)     • [Procedures of Passenger Clearance : Japan Customs](#)

#### 4.1.2 Insurance

It is the responsibility of each country to insure any accompanied articles and unaccompanied articles brought into Japan.

### 4.2 Customs Procedures on Arrival

All persons entering Japan must submit a “Declaration of Accompanied Articles and Unaccompanied Articles” to customs officials, specifying the articles to be declared. The “Declaration of Accompanied Articles and Unaccompanied Articles” form may be obtained on board the aircraft and before clearing customs at the airport.

For more information, check below.

- (Japanese)   • [Customs procedures upon entry into Japan: Japan Customs](#)
- [Visit Japan Web | Digital Agency](#)
- [Customs Clearance Information - For International Travelers](#)
- (English)     • [Procedures of Passenger Clearance : Japan Customs](#)
- [Visit Japan Web | Digital Agency](#)
- [CUSTOMS GUIDE for VISITORS](#)

#### 4.2.1 Unaccompanied Articles Procedures

When sending goods to Japan, each country must clearly indicate “Unaccompanied articles” on the outside of the packaging of the goods, on the Customs Notice (post mail) or invoice, and the person entering Japan must be the recipient of the goods. Two copies of the “Declaration of Accompanied Articles and Unaccompanied Articles” must be submitted to the customs office upon entry into Japan.

For more information, check below.

- (Japanese)   • [Unaccompanied articles procedures \(sending luggage from the destination country\): Japan Customs](#)
- (English)     • [7102 Procedures for Declaring Unaccompanied Articles to Customs \(FAQ\) : Japan Customs](#)

#### 4.2.2 Procedures for Carrying of Means of Payment, etc.

When leaving or entering Japan carrying cash exceeding the equivalent of 1,000,000 Japanese yen, a “Declaration of Carrying of Means of Payment, etc. (Export or Import)” must be submitted to customs upon departure from/entry into Japan.

For more information, check below.

(Japanese) ・ [Procedures for Carrying of Means of Payment, etc.: Japan Customs](#)

(English) ・ [7305 Export/Import of Means of Payment, etc. \(FAQ\) : Japan Customs](#)

#### 4.3 Firearms and Ammunition

The TOKYO 2025 DEAFLYMPICS will be held in a safe environment in Japan, supported by Japan’s very strict rules and regulations on various aspects of firearms and ammunition. Athletes participating in shooting competitions must comply with the laws of Japan and follow the procedures necessary for fair enforcement.

The committee will also provide services and support to the athletes to ensure the smooth operation of the Games in compliance with laws and regulations.

Examples of legal restrictions on firearms and ammunition are as follows:

- Only permitted athletes may possess, store, carry or transport firearms and ammunition.
- Permitted firearms and ammunition may not be shared with other individuals.
- Permission is required for the following circumstances:
  - Importing and exporting of firearms and ammunition.
  - Acquisition, transfer or disposal of ammunition.
  - Consumes (shooting) more than 400 rounds of ammunition per day.
- Athletes may not store more than 800 rounds of ammunition.
- Firearms and ammunition must be kept within reach of permitted athletes unless stored in an armory.
- The permit must be carried at all times when carrying or transporting firearms.

In order to receive assistance from the LOC for the import/export and transportation of firearms and ammunition, the NDSF must submit to the LOC the necessary information regarding the entry and exit of athletes and firearms and ammunition by a date to be confirmed by the LOC. The LOC will then apply to the respective government authorities on behalf of the athletes for import/export and transportation permits.

Firearms and ammunition must be used for competition and carried by the athletes themselves.

Athletes must arrive at and depart from either Narita International Airport or Tokyo International Airport.

Other details will be notified separately in the “TOKYO 2025 DEAFLYMPICS Guide to Firearms and Cartridges”.

Athletes who do not meet the above criteria must import, export, transport, and store firearms and ammunition themselves in accordance with Japanese law. In such cases, the athlete shall obtain all necessary permits from the relevant government authorities and assume all responsibility for the transportation and storage of firearms and ammunition to and from the shooting competition venue’s armory at the agreed date and time.

It is strictly prohibited to bring firearms and ammunition into the accommodation facilities.

Competition and practice ammunition will be sold at the shooting competition venue to the athletes who have pre-registered with the LOC by distributors designated by the LOC.

Due to the very strict regulations on firearms and ammunition, we plan to specify the accommodations and the date of entry and departure.

#### 4.4 Medicines and Medical Devices

The following are precautions when bringing medicines and medical devices into Japan.

- When an individual brings medicines or medical devices

When individuals bring in general medicines and medical devices for their own use (not for sale), no prior procedures are required as long as they are within the quantities specified by Japanese law.

However, if the quantity exceeds the specified quantity, etc., individuals must apply for “Yunyu Kakunin-sho”, a kind of import certificate in advance.

Please note that no stimulant drugs, marijuana, or other controlled substances prohibited by Japanese law may be brought into Japan. For more information, check below.

(Japanese) ・ [Information for those who are bringing medicines for personal use into Japan!Ministry of Health, Labour and Welfare \(mhlw.go.jp\)](https://www.mhlw.go.jp/stf/shingi2/shingi2_00001.html)

(English) ・ [Information for those who are bringing medicines for personal use into Japan !Ministry of Health, Labour and Welfare \(mhlw.go.jp\)](https://www.mhlw.go.jp/stf/shingi2/shingi2_00001.html)

- When each national delegation brings in medicines and medical devices as a team

Team doctors of each national delegation are required to follow various procedures when importing medicines and medical devices for team use in bulk (for details, see the following website, “Import Procedures for Medicines, etc.”). In this case, carefully check the procedures on the website (information in Japanese only), and send the required documents (application in Japanese or English only) to the email address below by e-mail to complete the procedures. If you bring medicines or medical devices into Japan without following this procedure, you will be subject to punishment under Japanese law. The deadline for submitting the required documents is 15 June 2025. We will not be able to accommodate requests after that date.

(Japanese) ・ [Import Procedures for Medicines, etc. | Ministry of Health, Labour and Welfare \(mhlw.go.jp\)](https://www.mhlw.go.jp/stf/shingi2/shingi2_00001.html)

(Contact) [medical@deaf2025.jp](mailto:medical@deaf2025.jp)



# 5

## Entry into Japan

## 5. Entry into Japan

### 5.1 Official Airports

The official airports for the TOKYO 2025 DEAFLYMPICS are as follows. The LOC does not provide transportation services for airport use other than these ones.

- Tokyo International Airport (Haneda Airport) Terminal 2 (for international flights), Terminal 3
- Narita International Airport (Narita Airport) Terminal 1, Terminal 2

\*If you take a domestic flight to an airport other than those listed above or a domestic flight due to pre-training or connecting flights within Japan and use a terminal other than those listed, you may use the transportation service by traveling to the listed airport terminal by yourself.

### 5.2 Designation of Date of Entry

- For shooting competition, the date of entry and the airport will be designated because of the very strict rules and regulations in Japan, which require special procedures at the time of entry and transportation.
- For cycling competition, transportation is provided only on the designated date of entry, as the bicycles will need to be transported.
- For football competition, transportation from the official airport to the J-Village will be provided once for each team, only if the entire team arrives together.

### 5.3 Short-term Visa Issuance Procedures

For inquiries regarding visas, please contact “MOFA Visa Information” or the “Japan Visa Information Hotline Service” provided on the website of each diplomatic mission.

Documents required for visa application for short-term stay (stay of 90 days or less for sightseeing, business, visiting acquaintances or relatives, etc. It is not allowed to engage in activities to operate a business with income or to receive remuneration.) should be confirmed for each nationality and region of the visa applicant. In addition, check the information on the website of the diplomatic mission where the visa application is made.

For more information, check below.

(Japanese) ・ [Visa | Ministry of Foreign Affairs of Japan](#)

(English) ・ [VISA | Ministry of Foreign Affairs of Japan](#)

#### 5.3.1 Short-term Visa Issuance Support

Delegations requiring short-term visa issuance should send the information of the participating delegations to the LOC by the designated date. For short-term visa issuance, the LOC prepares and sends necessary documents (Letter of Reason for Invitation, Schedule of Stay, Letter of Guarantee, and other necessary documents) to the participants who need them. Each national delegation should apply for short-term visa at the nearest Japanese embassy or consulate general in the country of residence with these documents together with the documents to be prepared by the delegation (passport, visa application form, photo, and other necessary documents). It is not possible for the LDC to apply by proxy for a visa to a Japanese embassy or consulate general.



The decision to issue a visa is at the discretion of the Japanese embassy or consulate general.

For more information, check the following:

- (Japanese) • [Procedures Chart for Short-Term Stay | Ministry of Foreign Affairs of Japan \(mofa.go.jp\)](https://www.mofa.go.jp/visa/short-term-stay/)
- (English) • [Procedures Chart for Short-Term Stay | Ministry of Foreign Affairs of Japan \(mofa.go.jp\)](https://www.mofa.go.jp/visa/short-term-stay/)

## 5.4 Entry Process

The flow of each procedure at the time of entry into Japan is as follows:



### 5.4.1 Quarantine

#### ● Plants, Animals and Food

For bringing animals, plants, and food, confirm the following:

- (Japanese) • [Regulations when Bringing Plants into Japan from Another Country: Plant Protection Station](https://www.aphis.go.jp/english/entry/plant_protection_station/)
  - [For Travelers to Japan: Plant Protection Station](https://www.aphis.go.jp/english/entry/plant_protection_station/)
  - [Animal Quarantine Service Official Website](https://www.aphis.go.jp/english/entry/plant_protection_station/)
- (English) • [Regulations when Bringing Plants into Japan from Another Country : Plant Protection Station](https://www.aphis.go.jp/english/entry/plant_protection_station/)
  - [Bringing plants into Japan : Plant Protection Station](https://www.aphis.go.jp/english/entry/plant_protection_station/)

#### ● Assistance dogs (guide dogs, service dogs, hearing dogs)

Dogs and cats imported into Japan are required by law to undergo quarantine, and the importer is responsible for the various procedures at his/her own expense. The same import conditions apply to assistance dogs (guide dogs, service dogs, and hearing dogs), so advance preparations should be made.

For more information, check below.

- (Japanese) • [Quarantine | Border Measures | Ministry of Health, Labour and Welfare | Government of Japan](https://www.mhlw.go.jp/english/entry/plant_protection_station/)
  - [Plant Protection Station Official Website](https://www.aphis.go.jp/english/entry/plant_protection_station/)
  - [Animal Quarantine Service Official Website](https://www.aphis.go.jp/english/entry/plant_protection_station/)
  - [Assistance Dogs for People with Physical Disabilities | Ministry of Health, Labour and Welfare \(mhlw.go.jp\)](https://www.mhlw.go.jp/english/entry/plant_protection_station/)
- (English) • [Border Measures | Ministry of Health, Labour and Welfare | Government of Japan](https://www.mhlw.go.jp/english/entry/plant_protection_station/)
  - [Other Languages : Plant Protection Station](https://www.aphis.go.jp/english/entry/plant_protection_station/)
  - [Animal quarantine information for travellers to Japan](https://www.aphis.go.jp/english/entry/plant_protection_station/)

### 5.4.2 Immigration Inspection

The disembarkation card for foreigner must be submitted at the immigration inspection.

For more information, check below.

- (Japanese) • [Disembarkation card for foreigner \(with translation\) | Immigration Services Agency](#)
  - [Visit Japan Web | Digital Agency](#)
- (English) • [Disembarkation card for foreigner \(with translation\) | Immigration Services Agency](#)
  - [Visit Japan Web | Digital Agency](#)

### 5.4.3 Baggage Claim

After passing through the immigration inspection, baggage must be picked up at the baggage claim area. If you have baggage that cannot be returned at the baggage claim area, such as pole vault poles and bicycles, you must pick them up at the dedicated baggage claim counter at the airport. In order to implement smooth guidance in the airport, the athlete should contact in advance through the Accommodation Management System (AMARYS).

For more information, check below.

- (Japanese) • [Arrival Procedures | Use International | Flights | Haneda Airport Passenger Terminal](#) [Haneda Airport]
  - [Arrival procedure: International flights | NARITA INTERNATIONAL AIRPORT](#) [Narita Airport]
- (English) • [Arrival Procedures | Use International | Flights | Haneda Airport Passenger Terminal](#) [HANEDA airport]
  - [Arrival procedure: International flights | NARITA INTERNATIONAL AIRPORT](#) [NARITA airport]



# 6

## Departure

## 6 Departure

### 6.1 Official Airports

The official airports for the TOKYO 2025 DEAFLYMPICS are as follows. The LOC does not provide transportation services for airport use other than these ones.

- Tokyo International Airport (Haneda Airport) Terminal 2 (for international flights), Terminal 3
- Narita International Airport (Narita Airport) Terminal 1, Terminal 2

### 6.2 Designation of Date of Departure

For shooting competition, the date of departure and the airport will be designated because of the very strict rules and regulations in Japan, which require special procedures at the time of departure and transportation.

For cycling competition, transportation is provided only on the designated date of departure, as the bicycles will need to be transported.

### 6.3 Departure Procedures

#### 6.3.1 General Departure Procedures

Delegations leaving Japan must receive confirmation of their departure from Japan from an immigration official.

For more information, check below.

- (Japanese) • [Departure Procedures <Departure Procedures for Foreign Nationals \(Immigration Law, Article 25\)> | Immigration Control and Refugee Recognition Agency](#)
- [Departure Procedures | Use International | Flights | Haneda Airport Passenger Terminal](#) [HANEDA airport]
  - [Departure procedures: International flights | NARITA INTERNATIONAL AIRPORT](#) [Narita Airport]
- (English) • [Departure Procedures <Departure Procedures for Foreign Nationals \(Immigration Law, Article 25\)> | Immigration Control and Refugee Recognition Agency](#)
- [Departure Procedures | Use International | Flights | Haneda Airport Passenger Terminal](#) [HANEDA airport]
  - [Departure procedure: International flights | NARITA INTERNATIONAL AIRPORT](#) [NARITA airport]



# 7

## Accommodation

## 7. Accommodation

For the accommodation of the TOKYO 2025 DEAFLYMPICS, services will be provided as described below.

For specific procedures and details, please refer to the “25th Summer Deaflympics Tokyo 2025 Accommodation Guide” (hereinafter referred to as the “Accommodation Guide”).

(Japanese) ・ [Accommodation Guide | TOKYO 2025 DEAFLYMPICS - Games Information - \(deaflympics2025-games.jp\)](#)

(English) ・ [Accommodation Guide | TOKYO 2025 DEAFLYMPICS - Games Information - \(deaflympics2025-games.jp\)](#)

### 7.1 Accommodation Reservations

#### 7.1.1 Need for Early Booking

Currently, due to the growing demand for travel in Japan and the popularity of outbound travel, it has become very difficult to secure room inventory from accommodation facilities, especially in Tokyo.

The occupancy rate for accommodation facilities in Tokyo is approximately 90% (as of March 2024), and the rooms are almost fully occupied.

In addition, mid to late November, when the Games will be held, is also the tourist season in Japan, making it even more difficult to secure room availability, and in 2024 room charge have risen 25% from 2023, and are expected to rise further in 2025.

We sincerely ask NDSFs to make early reservations, as cooperation from accommodation facilities is essential to provide sufficient rooms for athletes and officials at a reasonable price for the Games, and it is necessary to share the number of rooms to be used as early as possible (by the end of January 2025).

#### 7.1.2 Advantages of Early Booking

NDSFs that book early may basically receive the following advantages

- Allocation to convenient accommodations based on the NDSF's preferences
- Reservations at rates according to the introduced accommodation category
- Ensure a period of coordination with accommodation facilities (negotiation for additional rooms, etc.)

#### 7.1.3 Disadvantages of Late Booking

NDSFs that book late may basically receive the following disadvantages

- Limited allocation to accommodations (e.g., the NDSF's request will not be addressed and the accommodation will be far away).
- Soaring room charge
- Lack a period of coordination with accommodations

#### 7.1.4 Reservation Procedures

For reservations of the accommodation facilities, cancellations, changes, and other inquiries during the Games should be applied to the official travel agency, JTB Corp. (hereinafter referred to as “JTB”), through AMARYS. For more information, check the TOKYO 2025 DEAFLYMPICS Accommodation Guide.



### 7.1.5 Reservation Schedule

Subsequent schedules vary depending on the accommodation reservation application period. Therefore, take action according to the application period. Check the table below for the schedule according to the application period.

- The schedule of NDSF that made accommodation reservations by 30 September 2024

			NDSFs that submitted the Accommodation Request Form by 30 September 2024	
Timeline			Actions	
Year	Month and Day		NDSFs	LOC/JTB
2024	Before August		—	Accommodation Management System (AMARYS) begins operation
			Log in to AMARYS and register the representative's information	LOC distributes AMARYS login ID and initial password to each NDSF
			—	JTB sends the Accommodation Request Form via AMARYS
	September	1~10	Submit the Accommodation Request Form via AMARYS	—
		11~20		—
		21~30		—
	October	1~10	—	Accommodation allocation notifications will be sent via AMARYS to NDSFs that have submitted the Accommodation Request Form [Accommodation Allocation Notification]
		11~20	—	
		21~31	—	
	November	1~10	17-21 November: TOKYO 2025 DEAFLYMPICS Chefs de Mission Seminar	Once the tour contract is concluded, accommodation changes will be handled on a first-come, first-served basis according to requests
		11~20		
		21~30		
	December	1~10	NDSFs with allocated accommodations will individually conclude a tour contract with JTB ※First invoice for accommodation fees will be issued to the NDSF upon request  Submit the reservation change request via AMARYS (Deadline: 28 February)	
		11~20		
		21~31		
January	1~10	Submit the reservation change request via AMARYS (Deadline: 28 February)		
	11~20			
	21~31			
February	1~10	Submit the reservation change request via AMARYS (Deadline: 28 February)		
	11~20			
	21~28			
March	1~10	Final allocation notification will be sent to each NDSF via AMARYS [Final Accommodation Allocation Notification] Issuance of the first invoice for accommodation fees to each NDSF		
	11~20			
	21~31			
April	1~10	Cancellation fee will be charged depending on the number of rooms cancelled from 1 April		
	11~20	Up to 20% of the total rooms reserved per hotel as of 1 April may be cancelled (Deadline: 30 April)	Changes to accommodation allocation will be made upon request (Issuance of invoices for additional rooms)	
	21~30			
May	1~10			Up to 10% of the total rooms reserved per hotel as of 1 May may be cancelled (Deadline: 13 June)
	11~20			
	21~31			
June	1~10	100% cancellation fee will be charged after 16 June	—	
	11~20			
	21~30			
July	1~10	Submit the additional room request via AMARYS (Deadline: 29 August)	Changes to accommodation allocation will be made upon request (Issuance of invoices for additional rooms)	
	11~20			
	21~31			
August	1~10	Submit the additional room request via AMARYS (Deadline: 29 August)	Changes to accommodation allocation will be made upon request (Issuance of invoices for additional rooms)	
	11~20			
	21~31			
September	1~10	Submission of the rooming list (Submission method and deadline will be announced later)	Confirm the rooming list	
	11~20			
	21~30			
October	1~10	Submission of the rooming list (Submission method and deadline will be announced later)	Confirm the rooming list	
	11~20			
	21~31			
November	1~10	—	—	
	11~20	TOKYO 2025 DEAFLYMPICS		
	21~30	TOKYO 2025 DEAFLYMPICS		

- The schedule of NDSF that made accommodation reservations between 5 December 2024 and 31 January 2025.

			NDSFs that submit Accommodation Request Form after 5 December 2024	
Timeline			Actions	
Year	Month and Day		NDSFs	LOC/JTB
2024	Before August		—	Accommodation Management System (AMARYS) begins operation
			Log in to AMARYS and register the representative's information	LOC distributes AMARYS login ID and initial password to each NDSF
			—	JTB sends the Accommodation Request Form via AMARYS
	September	1~10	—	—
		11~20	—	—
		21~30	—	—
	October	1~10	—	—
		11~20	—	—
		21~31	—	—
	November	1~10	—	—
		11~20	17-21 November: TOKYO 2025 DEAFLYMPICS Chefs de Mission Seminar	
		21~30	—	—
	December	1~10	Submit the Accommodation Request Form via AMARYS (Deadline: 31 January)	Reopening of the Accommodation Request Form submission will be notified via AMARYS (5 December)
		11~20		Accommodations will be allocated on a first-come, first-served basis to NDSFs that submitted the Accommodation Request Form
		21~31		
2025	January	1~10	NDSFs with allocated accommodations will individually conclude a tour contract with JTB	Allocation notification will be sent to each NDSF via AMARYS
		11~20		
		21~31		
	February	1~10	NDSFs with allocated accommodations will individually conclude a tour contract with JTB  Submit the reservation change request via AMARYS (Deadline: 28 February)	Once the tour contract is concluded, accommodation changes will be handled on a first-come, first-served basis according to requests
		11~20		
		21~28		
	March	1~10	—	Final allocation notification will be sent to each NDSF via AMARYS [Final Accommodation Allocation Notification] Issuance of the first invoice for accommodation fees to each NDSF
		11~20	—	
		21~31	First deadline for the payment of accommodation fees (Payment deadline: 31 March)	
	April	1~10	Cancellation fee will be charged depending on the number of rooms cancelled from 1 April	
		11~20	Up to 20% of the total rooms reserved per hotel as of 1 April may be cancelled (Deadline: 30 April)	Changes to accommodation allocation will be made upon request (Issuance of invoices for additional rooms)
		21~30		
	May	1~10	Up to 10% of the total rooms reserved per hotel as of 1 May may be cancelled (Deadline: 13 June)	Issuance of the final invoice for accommodation fees to each NDSF
		11~20		
		21~31		
June	1~10	100% cancellation fee will be charged after 16 June	—	
	11~20			
	21~30	Final deadline for the payment of accommodation fees (Payment deadline: 30 June)		
July	1~10	Submit the additional room request via AMARYS (Deadline: 29 August)	Changes to accommodation allocation will be made upon request (Issuance of invoices for additional rooms)	
	11~20			
	21~31			
August	1~10	Submit the rooming list (Submission method and deadline will be announced later)	Confirm the rooming list	
	11~20			
	21~31			
September	1~10	—	—	
	11~20			
	21~30			
October	1~10	—	—	
	11~20			
	21~31			
November	1~10	TOKYO 2025 DEAFLYMPICS		
	11~20			
	21~30			



### 7.1.6 Cancellation Policy

For cancellations of reservations, cancellation fees must be paid in accordance with the following provisions.

Cancellation Date	Cancellation Conditions		Cancellation Fees
Before 31 March 2025 (23:59 JST)	—		None
1 April 2025 (00:00 JST) to 30 April 2025 (23:59 JST)	The number of room cancellations in an accommodation facility as of 1 April 2025 (JST 0:00)	For cancellations of up to 20% of the total number of rooms booked in the same accommodation facility	None
		For cancellations exceeding 20% of the total number of rooms booked in the same accommodation facility	100% of the accommodation fees for the cancelled rooms
1 May 2025 (0:00 JST) to 13 June 2025 (23:59 JST)	The number of room cancellations in an accommodation facility as of 1 May 2025 (JST 0:00)	For cancellations of up to 10% of the total number of rooms booked in the same accommodation facility	None
		For cancellations exceeding 10% of the total number of rooms booked in the same accommodation facility	100% of the accommodation fees for the cancelled rooms
After 14 June 2025 (0:00 JST)	—		100% of the accommodation fees for the cancelled rooms

Also, please note carefully that cancellations after April 2025, when cancellation fees will be charged, will be handled as “Cancellation and Rebooking \*”.

\*Cancellation and Rebooking: In the event that reservations and cancellations take place, the number of cancellations will not be offset by the number of reservations (even at the same hotel).

## 7.2 Payment of Accommodation Fees

- Currency: Japanese Yen
- Method: Remittance to a designated bank account or settlement by credit card
- Payment Schedule: Two installments (as shown in the table below)

\*If payment cannot be confirmed by the due date, the accommodation reservations will be cancelled except for the number of rooms corresponding to the amount already paid.

Installment	Payment Amount	Payment Due Date
First	90% of the total accommodation fees in the Initial Accommodation Allocation Notification or Final Accommodation Allocation Notification * Full amount may be paid	31 March 2025
Second *Final	The remaining total accommodation fees in the Final Accommodation Allocation Notification (after deducting the first installment)	30 June 2025

\*For cases where there are additional room reservations after the second invoice is issued, a payment due date should be set and according to the terms and conditions provided by the accommodation facility, and the payment should be made accordingly.

\*The payer is responsible for any bank charges incurred in the case of bank remittance.

\*Each payment due date refers to the due date of payment to JTB.

\*In the event of a refund, the refund will be made in a lump sum at the time of the final billing.

## 7.3 Conclusion of Tour Contract

In order to receive rooms, etc., NDSFs must conclude a travel contract with JTB in accordance with the Japanese Travel Agency Act.

If the travel contract cannot be concluded by the due date, the accommodation and other services cannot be provided, and the accommodation reservation will be cancelled.

## 7.4 Overview of Accommodation Facilities

There are four categories based on the price per person per night.

The following are examples of facilities and services by the categories, but there is no guarantee that all of the listed items will be provided.

The category classification in the room charge is the room charge per person based on double occupancy in a room with twin beds. For facilities that do not offer a room with twin beds, the room charge will be per person based on a single occupancy.

Room charges include breakfast, telecommunication services (Wi-Fi), amenities, and use of room furnishings, but do not include costs related to laundry services.

\*Charges in USD are for reference based on the exchange rate as of 1 August 2024, and payment of the room charges is in Japanese yen.

- Category A: 30,000 yen (about 200 USD) or above per night per person  
Wi-Fi, parking lot, business support tools, function rooms,  
laundry service or laundrette, safe deposit box (in the room or front  
desk), adequate amenities and room furnishings, breakfast, incidental  
facilities (entertainment, relaxation, shops), vending machines, etc.
- Category B: 20,000 yen (about 133 USD) or above per night per person  
Wi-Fi, parking lot, laundry service or laundrette,  
standard amenities and room furnishings, breakfast, vending machines,  
etc.
- Category C: 10,001 yen (about 100 USD) or above per night per person  
Wi-Fi, laundry service or laundrette, minimal amenities and room  
furnishings, breakfast, vending machines, etc.
- Category D: 10,000 yen (about 67USD) or below per person per night  
Wi-Fi, laundrette, minimal amenities and room furnishings, breakfast,  
vending machines, etc.

◆Accommodation facilities in the category D (National Olympics Memorial Youth Centre)

Only the “National Olympics Memorial Youth Centre” (NYC) is available as an accommodation facility in category D in Tokyo. The facility will be inexpensive, but because it is a youth education facility that will be used for youth training and international exchange, the room arrangements and the level of service provided are different from those of regular accommodation facilities, and there are rules and regulations in the facility.

There are two types of rooms at the NYC, with different prices and cleaning and other services. For more information on each type, check Accommodation Guide.

- Room size : 9m<sup>2</sup> to 13m<sup>2</sup>
- Room type : Single room only
- Bathroom and toilet : Shared use (use of the bathroom is according to the bathroom schedule)
- Amenities : None
- Linen exchange : None \*Changing linen by oneself is allowed
- No food and drink including alcoholic beverages is permitted indoors (except drinking water or other hydration)
- No room cleaning
- Early morning and late night curfew restrictions
- As there are no auto-locking equipment, guests must ensure that their room keys are locked and kept in safekeeping.

## **7.5 Accommodation Services**

### **7.5.1 Services at Each Accommodation Facility**

Check-in and check-out procedures, provision of amenities, room cleaning, bed sheet changing, etc. are in accordance with the regulations of the accommodation facility used. With regard to smoking and drinking, Japanese law prohibits anyone under the age of 20. Smoking and drinking in accommodations are in accordance with the regulations of the accommodation facility used.

For various consultations regarding additional rooms or extra nights during the Games, please contact the Games Operation Office.

### **7.5.2 Meals**

Breakfast is included in the package, but the location and time of breakfast will be determined by the accommodation facilities used. Lunch and dinner are not included in the room charges, so delegations should inquire on AMARYS if they wish. Additional lunch and dinner arrangements (extra charge) or information will be provided upon request.

### **7.5.3 Laundry**

Laundry charges are not included in the room charge. Laundry services (laundrette, etc.) provided by the accommodations can be used if necessary. If there is no laundry service in the accommodation, outside laundry service providers or services at an extra charge will be introduced. In addition, when a large amount of laundry is required at one time, such as for group competitions, outside laundry service providers or services at an extra charge will be introduced. Please note that outside laundry service providers cannot handle items that are sensitive to heat, such as silk, or items that may shrink after washing, such as Judo uniforms or swimsuits.

### **7.5.4 Handling Emergency During the Stay**

Inquire at the front desk of each accommodation facility if you do not feel well during the stay. After that, notify the Accommodation Office.

## **7.6 Accommodations Other than Above**

Each country is responsible for arranging and paying for its own accommodations and services for guests who are not members of their delegation.

You may consult with JTB for further information.



# 8

## Deaflympics Square

## 8. Deaflympics Square

The Deaflympics Square which has the Games headquarters functions and cultural outreach features will be established.

The Games headquarters function is to manage the event so that deaf athletes can perform at their best, as the Games operation base with functions such as the Games Operation Office, transportation hub, media centre, training venues, etc.

The cultural outreach features are features that showcase a variety of programs that can be enjoyed together by a diverse range of people, including content that deepens understanding of Deaf Sports and culture of the Deaf, as well as universal communication technology and opportunities to experience Tokyo's arts and culture.

### 8.1 Period and Location

- Period: 15 November 2025 to 26 November 2025

However, some functions, such as ID card issuance, are scheduled to open even before November 15.

- Location: National Olympics Memorial Youth Centre (NYC)  
(3-1 Yoyogi-Kamizonochō, Shibuya City, Tokyo)

#### By Train

- From Shinjuku Station

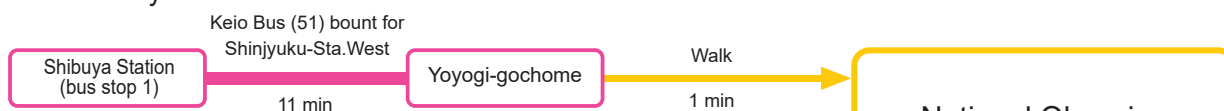


- From Otemachi Station

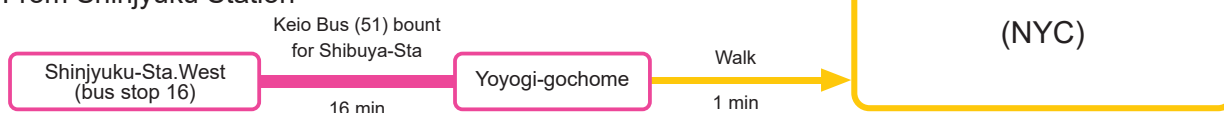


#### By Bus

- From Shibuya Station



- From Shinjuku Station



## 8.2 Zones and Access Control Points

The International Exchange Building, Centre Building, Culture Building, Sports Building, and Accommodation Building (only for delegations staying overnight) in the NYC will be used.

Please note that the facilities are not entirely reserved for private use, but for the general public.

### 8.2.1 Facility Information

The current utilisation assumptions for each facility are as follows.

- International Exchange Building

Conference venue, dining venue for overnight delegations, communication lounge for athletes, ID card issuance, etc.

- Centre Building

Games Operation Office, Transportation Office, meeting rooms, etc. It also has a press conference room and a media centre.

- Culture Building

Medical room, audiology testing room, etc. It will also serve as a central base for cultural outreach features such as tourist information, exhibits and hands-on experience of universal communication devices, and stage programs.

- Sports Building

Basketball and volleyball training venues and warm-up area for individual use. In addition, the content for the general public to experience deaf sports and other competitions will be provided.

- Accommodation Building

Delegations can stay overnight upon request. For details, see “7. Accommodation”.

- The NYC official website (reference)

[National Olympics Memorial Youth Centre \(niye.go.jp\)](https://niye.go.jp)

To switch languages, please use the translation function in your web browser.



### 8.2.2 Map of the NYC

As described in “18.2 Overall view of Deaflympics Square.”

## 8.3 Rules at Deaflympics Square

All indoor areas, including guest rooms and restaurants, are non-smoking. However, there is a dedicated smoking area outside.

Eating and drinking are not allowed in the rooms. However, water or other hydration is possible.

Your ID card must be carried at all venues, including inside Deaflympics Square.

## **8.4 Operational Functions**

### **8.4.1 Information Desk**

The information desk will be set up at the Games Operation Office in the centre building to respond to inquiries from the delegations of each country.

### **8.4.2 Meeting Rooms for NDSF**

Meeting rooms will be available in the centre building for NDSFs to use for meetings, etc. Detailed instructions for use will be announced later on the Delegations page, etc.

### **8.4.3 First Aid Stations**

A first aid station will be set up in the Culture Building. For more information, see “14.2 First Aid Services at the Games.”

### **8.4.4 Athletes Communication Lounge**

A communication lounge will be set up in the International Exchange Building to allow athletes to interact with each other.

### **8.4.5 Warm-up Area**

A warm-up area will be set up in the sports building. The period is from 12 November 2025 to 25 November 2025. For more information, please contact the information desk.

### **8.4.6 Baggage Services**

More information will be announced later on the Delegations page, etc.

## **8.5 Technical Meetings**

In accordance with the DG 22. Technical Meeting of the Deaflympics Regulations, a meeting will be held on the night before the Deaflympics to clarify the roles and responsibilities of key personnel such as ICSD Executive Officers, Technical Committee members and Organising Committee officials. The date (usually no later than the day before the first day of competition) and location of each competition will be informed later in the technical requirements for each competition.

## **8.6 Sports Information Centre (SIC)**

SIC is located in the Deaflympics Square.

Soft open on 11 November 2025

Official open from 14 November 2025 to 26 November 2025

SIC will provide the following sport-specific information:



- General competition-related and sport-related information from the LOC and the ICSD
- Competition results, start lists, daily training schedules, and other important information
- Information on transport to competition venues and independent training venues

The same information will also be provided at the Sports Information Desks (SID) at the competition venues. For more information on SID, see “9.8 Sports Information Desk (SID)”.

## **8.7 Media Centre**

For more information, see “16.3 Media Centre”.

## **8.8 Food and Drink Services**

Deaflympics Square will provide food and drink at the facility’s café and other locations for a fee or free of charge. More information will be announced later on the Delegations page, etc.

## **8.9 Security**

The NYC security guards will be stationed at the main gate, and security guards will patrol the area during the Games, but will not restrict access to the public. Personal belongings are to be managed under your own responsibility. In addition, personal safety should be ensured by each individual.

## **8.10 Emergency Response**

In the Deaflympics Square, urgent information on human safety will be consolidated and managed at the Games Operation Office. In the event of an emergency, call for and guide people to act based on the concept of saving lives.

## **8.11 Lost and Found**

Lost and found items in the Deaflympics Square during the Games will be kept at the Games Operation Office in the Centre Building. An ID card or passport for identification is required to retrieve lost and found items.

After the Games, the items will be kept in the NYC, but will be promptly reported as lost and found by the NYC to the nearest police station.

## **8.12 Wi-Fi Environment at Deaflympics Square**

Free Wi-Fi will be available throughout the majority of each facility.





# 9

## Sports

## 9. Sports

### 9.1 Competition Venues

The TOKYO 2025 DEAFLYMPICS program will consist of 21 sports, which will be held at 19 competition venues (in addition to training venues). These venues are located in Tokyo Metropolitan (including the islands), Fukushima and Shizuoka prefecture.

A complete list of competition venues can be found in the appendix.

### 9.2 Competition Schedule

The final competition schedule for the TOKYO 2025 DEAFLYMPICS will be determined by the LOC and the ICSD jointly around May 2025. The current competition schedule can be found in the appendix. The competition schedule is subject to change according to actual entry.

### 9.3 Sport Equipment

Sport equipment that the LOC will prepare for the TOKYO 2025 DEAFLYMPICS will, in principle, conform with the regulations of the international sport federations. All equipment brought by athletes and NDSFs must comply with the DG 15. Advertising of the Deaflympics Regulations.

### 9.4 Training Venues

For most of sports, the training venues will be open several days prior to the start of each competition until the last day of the competition.

#### 9.4.1 Training Venues During the Games

There are categories of training venues for the Games.

- Training venues in the competition venues

In certain competitions, some or all of the training may be conducted on the FOP (prior to the start of the competition), in the warm-up area or in other areas of the competition venue.

- Independent training venues

Independent training venues are only for training use and will not be used to hold competitions. The process for booking training sessions varies from sport to sport.

- For some sports, training venue is on open-door basis and teams are not required to make prior booking.
- For some sports, training sessions are pre-assigned to each team. The team may change the session at the SID in the competition venue.
- More information on the process for booking training sessions for individual sports will be provided separately.

## **9.4.2 Training Before the Games Period**

NDSFs conducting training in Japan before the Games period must take full responsibility for the arrangements and costs associated with the implementation. The LOC will not provide any financial or personal support to the NDSF for the prior training camp.

## **9.5 Services to be Provided**

### **9.5.1 Weighing**

Weigh-ins are mandatory in five sports at the Deaflympics. Weigh-ins for Judo, Karate, Taekwondo and Wrestling (Freestyle and Greco-Roman) will be held at the respective competition venues.

Competition-specific guidelines will be presented in the technical requirements for each sport to be determined in May 2025.

### **9.5.2 Food and Drink Services**

Drink will be provided at each competition venue for the delegations that participate in the competition on the day. Drink will be provided at the training venues for the delegations coming for training.

Tokyo has an abundance of eating establishments to enjoy Japanese food culture. For reference, “18.7 Information on Eating Establishments” lists websites where Tokyo’s eating establishments can be searched.

### **9.5.3 Cleaning Services**

Each competition venue must keep clean at all times. In Japan, well-categorised separation of garbage is in place, so when discarding garbage, be sure to thoroughly separate it and dispose of it in the designated garbage bins. As an example, combustible trash, plastic bottles, and plastics need to be separated for disposal.

### **9.5.4 Internet Environment at Competition Venues, etc.**

At the TOKYO 2025 DEAFLYMPICS, the LOC will not provide free Wi-Fi service at competition and training venues. Wi-Fi may be available at some venues, but the LOC does not provide Wi-Fi support.

### 9.5.5 First Aid Services

As described in “14.2 First Aid Services at the Games.”

## 9.6 Anti-Doping

### 9.6.1 Anti-Doping Program

At the TOKYO 2025 DEAFLYMPICS, Doping Control will be implemented based on the ‘ICSD Anti-Doping Regulations’ and the World Anti-Doping Code (WADC). Those selected for doping testing should follow the inspector’s instructions and undergo the test.

In accordance with the ICSD rules and regulations, Doping Control Station (DCS) will be established at each competition venue, etc to conduct Doping Control. Samples will be analyzed in the WADA-Accredited Laboratories.

If you are selected for doping testing, you will be required to present identification with a photo of your face. Please bring your ID card.

Participants in this competition, including athletes under the age of 18 (hereinafter referred to as such), acknowledge that they may be subject to doping testing in accordance with the World Anti-Doping Code and any other applicable rules upon entry to the competition. For athletes under the age of 18, their entry into this competition implies parental or guardian consent.

Notwithstanding the above, athletes under the age of 18 participating in this competition must bring a consent form signed by a parent or guardian.

When athletes under the age of 18 are selected for doping testing, they must submit a consent form signed by their parent or guardian to the designated person conducting the test. Please note that a parental consent form can only be submitted once for athletes under 18 years of age. If you are selected for doping testing again after submitting the consent form, please inform us at the time of the test that you have already submitted the form.

The parental consent form is available for download at the link below:

[Anti-Doping | International Committee of Sport for the Deaf ICSD](#)

If you are unable to submit a parental consent form at the doping testing site, please submit it by mail to the JADA office within 7 days after the test. Even if written consent from a parent or guardian is not submitted at the time of the doping testing, the doping test procedure will not be affected in any way.

Participants in this competition may violate anti-doping rules if they refuse or evade doping testing conducted (regardless of the type of specimen, such as urine or blood), fail to follow tester instructions, or are unable to complete doping testing due to personal circumstances such as leaving the competition venue. Please note that sanctions will be imposed according to the ICSD Anti-Doping Regulations and the World Anti-Doping Code (WADC) if an anti-doping rule violation is committed.

### 9.6.2 Awareness Raising

At the TOKYO 2025 DEAFLYMPICS, awareness Raising will be provided in accordance with ICSD’s policy.

The following information will be posted on the Delegation page:

- Anti- Doping Regulations and procedures applied during the competition period
  - The 2025 Prohibited List
  - International Standard for Therapeutic Use Exemptions (ISTUE)
- Please refer to the video linked below for the procedure for conducting doping tests:

<http://www.ciss.org/icsd/testing-procedures>

### 9.6.3 Management During the Competition

#### ● Information assurance During Doping Control

Athletes may use hearing aids during doping testing.

Athletes may bring mobile phones and cochlear implant and other electronic devices into the testing room. It is also permitted to use voice interpretation apps.

Athletes or their support personnel may be accompanied by an interpreter. Only one interpreter per athlete is allowed in the testing room and may be present during the doping test, except during the collection of the athlete's urine.

#### ● Eating and Drinking During Doping Control

In accordance with the International Standard for Testing and Investigations (ISTI), consuming any food or drink before submitting a sample is at your own risk.

Unopened bottles of water and other beverages will be available in the doping testing room to keep athletes hydrated. Athletes should always choose their own beverages and ensure they are unopened before consuming them.

Athletes may also bring their own food into the doping testing room and consume it. However, food may only be consumed in the doping testing waiting room.

### 9.6.4 Therapeutic Use Exemption

Athletes who must use substances or methods prohibited by the Prohibited List to treat an illness must apply to the ICSD for a 'Therapeutic Use Exception (TUE)' at least 30 days before the competition.

For more details, please review the ICSD website:

<http://www.deaflympics.com/icsd/therapeutic-use-exemption-tue>

## **9.7 Medal Ceremony**

As described in “11.2 Medal Ceremony.”

## **9.8 Sports Information Desk (SID)**

The LOC will establish SIDs at major competition venues in accordance with DG 30.1 of the Deaflympic Regulations to handle competition-related inquiries, such as competition schedules, training session reservations, and competition venue transportation services. SIDs at the competition site will work closely with SIC at Deaflympics Square.

The LOC is also considering posting some of the information provided by SID to the delegations page so that team representatives can view the information on the web.

## **9.9 Technical Photography at the Venue**

If a team wishes to conduct its own technical video shooting at the competition venue during the competition, it may do so using a non-professional video camera from the athletes or audience seating area.

## **9.10 Lost and Found at the Competition Venues**

Lost and found items in the competition venues will be kept at each competition venue. An ID card or passport for identification is required to retrieve lost and found items.

After the Games, the items will be kept at each competition venue, but will be promptly reported as lost and found from each competition venue to the nearest police station.





# 10

## Transportation

## 10. Transportation

### 10.1 Concept of Transportation

- Service period: 11 November 2025 to 28 November 2025  
(from four days before the Opening Ceremony until two days after the Closing Ceremony)
  - \*Transportation hours: 6:00 to 23:00 (tentative)
  - \*During peak entry periods, flexible supports will be provided according to the arrival of the delegations.
- The transportation service provided by the LOC to the delegations is bus transportation.
- It is assumed that it will take approximately one hour to connect accommodations to the competition venue. It may take more than one hour to reach the competition venue depending on traffic conditions.
- The transportation service will be provided to Delegations that have booked their accommodations through JTB.
- Eating, drinking, and smoking are prohibited in all vehicles, including buses provided as transportation services (temporary rehydration is allowed).
- Smoking is prohibited on public transportation (including boats to Izu Oshima for orienteering).

#### 10.1.1 Travel Time and Route Map

The travel time and route map will be announced after May 2025 on the Delegations page, etc.

#### 10.1.2 Designated Boarding and Alighting Points

Designated boarding and alighting points are bus boarding and alighting points for each accommodation facility divided into areas.

The walk from the accommodation facilities to the designated boarding and alighting point is considered to be within an about 15-minute walk.

Details of the designated boarding and alighting points will be announced after May 2025 on the Delegations page, etc.

## 10.2 Transportation of Delegations

### 10.2.1 Bus Timetable for Athletes

The timetable is subject to change the day before to accommodate the next day's competition session.

The latest timetable during the Games will be updated on the Delegations page, at the competition venues, and on the information boards of the staying hotels, etc., so please be sure to check them daily.

Although the plan is to operate at the expected operating time, the schedule is subject to change due to traffic jam, etc. Therefore, it is necessary to allow enough time for the trip.

The details of the bus timetable for athletes will be announced after October 2025 on the Delegations page, etc.

## 10.2.2 Airport Transportation

- At entry: Transportation from the official airports to the ID centre will be provided.  
After receiving an ID card at the ID centre, transportation to the designated boarding and alighting points will be provided.
- On departure: Transportation from the designated boarding and alighting point and Deaflympics Square to the official airport will be provided.  
The official airports are as follows:
  - Tokyo International Airport (Haneda Airport) Terminal 2 (for international flights), Terminal 3
  - Narita International Airport (Narita Airport) Terminal 1, Terminal 2
  - \*There is no transportation service from airports other than the official airports.
  - \*If you take a domestic flight to an airport other than those listed above or a domestic flight due to pre-training or connecting flights within Japan and use a terminal other than those listed, you may use the transportation service by traveling to the listed airport terminal by yourself.
- For shooting competition, the date of entry/departure and the airport to be used will be designated (as described in “4.3 Firearms and Ammunition”), since specific procedures are required at the time of entry/departure and transportation because of very strict rules and regulations regarding the possession and carrying of firearms and ammunition in Japan (as described in “4.3 Firearms and Ammunition”).
- For cycling competition, transportation is provided only on the date of entry specified, as the bicycles will need to be transported. (as described in “5.2 Designation of Date of Entry”).
- For football competition, transportation for each team directly from the official airport to the J-Village for one time, provided that the entire team enters Japan (as described in “5.2 Designation of Date of Entry”).
- Since buses are operated on the assumption that flights are on time, when flights are delayed, delegations may be asked to wait in the airport for a while after arrival due to limited boarding and alighting areas or other reasons.

## 10.2.3 Transportation During the Competition Period

- There are two types of transportation: one directly connecting the designated boarding and alighting point to the competition venue, and the other via a transportation hub.
- Team buses will be provided for football, volleyball, basketball, and handball.
- Team buses will be used for transportation from the designated boarding and alighting points to the competition and training venues.
- Team buses may only be used for entry, competition, and training.
- Details of the operation will be announced after May 2025 on the Delegations page, etc.

## 10.2.4 Transportation of Competitions Conducted at a Distance

### ● Orienteering (Izu Oshima Island)

- Transportation service from Takeshiba Passenger Ship Terminal (1-16-1 Kaigan, Minato City, Tokyo) to Izu Oshima and back by passenger ship will be provided. Details of services provided by passenger ship (service hours, etc.) will be announced after February 2025 on the Delegations page, etc.

### ● Football (Fukushima Prefecture)

- For football, transportation for each team directly from the official airport to the J-Village for one time, provided that the entire team enters Japan (as described in “5.2 Designation of Date of Entry”).
- In principle, a team bus will be provided at the entry into Japan.
- ID cards will be issued at J-Village (as described in “3.4.2 ID Centre”).
- Since the Opening Ceremony will be held at J-Village as a satellite participation, no transportation service to the venue of the Opening Ceremony will be provided.
- A team bus will be provided for each team to transport them from their accommodations to the competition and training venues.
- Transportation from J-Village and other accommodations to the venue of the Closing Ceremony on 26 November will be provided to participate in the Closing Ceremony. However, this bus will be a mixed bus from each country, not a team-based bus.
- Transportation service from J-Village to the official airport will be provided upon departure from Japan. However, this bus could be a mixed bus from each country, not a team-based bus.

### ● Cycling (Izu City and surrounding cities in Shizuoka Prefecture)

- Transportation from the official airport to the ID centre will be provided only on the date of departure specified, as the bicycles will need to be transported.
- After receiving an ID card at the ID centre, transportation to the designated boarding and alighting points will be provided.
- During the competition period, a scheduled transportation service will be provided from the accommodations to the competition venue, the Japan Cycle Sports Center.
- Bicycle storage during the competition period will be in a designated area at the competition venue or in the accommodation facilities. Bringing bicycles into the guest room at the accommodation facility is not allowed unless the bicycle is in the carrying case.
- The cost of transporting bicycles will be the responsibility of the delegations. Details regarding self-funded transportation expenses will be provided again after February 2025. For arrangements concerning self-funded transport vehicles, please contact through AMARYS, as described in “10.3 Transportation for Countries That Booked Their Own Accommodations”
- Transportation services will be available from accommodation facilities in Izu City, Shizuoka Prefecture, to the venue for the Opening and Closing Ceremonies on 15 November and 26 November 2025. After the Closing Ceremony, transportation will also be provided back to the accommodation facilities in Izu City and other locations in Shizuoka Prefecture.

- Transportation services will be provided from accommodation facilities in Izu City, Shizuoka Prefecture, to the official airport at the time of departure.
- While cycling on public roads in Japan, it is necessary to adhere to Japanese laws, including observing speed limits.
- Under Japan's Road Traffic Act, bicycles on public roads are required to be equipped with brakes. Therefore, competition bicycles without brakes are not permitted on public roads in Japan.

### **10.2.5 Transportation for Opening and Closing Ceremonies**

- Connecting Deaflympics Square and designated boarding and alighting points to the venue for the Opening and Closing Ceremonies.
- Since the football delegations will participate in the Opening Ceremony as a satellite from Fukushima, no transportation service will be provided from J-Village to the venue of the Opening Ceremony on the day of the Opening Ceremony.
- The cycling delegations will have transportation services available from accommodation facilities in Izu City, Shizuoka Prefecture, to the venues for the Opening and Closing Ceremonies on 15 November and 26 November 2025. After each ceremony, transportation will also be provided back to the accommodation facilities in Izu City and other locations in Shizuoka Prefecture.

### **10.2.6 Transportation for Watching Purposes**

The transportation service provided by the LOC to the competition venue will give top priority to the athletes and officials participating and competing in the competition on the day of the competition. The use of transportation services for cheering or watching a match is limited to cases where it does not interfere with the transportation of athletes in the competition.

## **10.3 Transportation for Countries That Booked Their Own Accommodations**

If you do not book accommodations through JTB but made your own arrangements, you will not be eligible for transportation services.

In this case, each national delegation needs to arrange for vehicles at its own responsibility and expense. JTB can also arrange for vehicles (for details if the delegations want to use a rental car, please refer to Section 10.4 "Use of Rental Cars").

The cost of parking and insurance coverage for the use of self-arranged vehicles will belong to the arranged delegation.

In the event of a traffic accident involving a self-arranged vehicle, each national delegation will be responsible for handling the accident and compensating the victim.

Even in the case of self-arrangement of accommodations and vehicles, be sure to log in to AMARYS as described in the aforementioned section on accommodations and notify via AMARYS. If no notice is made, the boarding and alighting point at the competition venue may not be available.

## 10.4 Use of Rental Cars

If the delegations want to use a rental car during their stay in Japan, arrangements must be made by the delegation. Car rental reservations (including arranging drivers) can be made through JTB.

Rental costs, parking fees for use, and insurance coverage costs are the responsibility of the delegation that made the arrangements.

An international driver's license\* that allows driving in Japan is required for those involved in the delegation.

\*An international driver's license issued by a country that is a signatory to the Geneva Conventions and conforms to the forms prescribed by the Conventions. However, even if an international driver's license issued by a country that is a signatory to the Geneva Convention, an international driver's license issued in accordance with a form based on another convention (such as the Vienna Convention) cannot be used to drive in Japan. (Metropolitan Police Department website)

[Procedures related to Driver's License \(Driver's License-related Matters\) Metropolitan Police Department \(tokyo.lg.jp\)](https://www.tokyo.lg.jp/proc/eng/proc/eng.htm)

In the event of a traffic accident at the use of the rental car, each national delegation will be responsible for handling the accident and compensating the victim.

## 10.5 Vehicle Certification/Parking Permit

It is scheduled to be issued when vehicles arranged by the athletes themselves use the boarding and alighting points of the competition venues, etc.

Details will be announced after May 2025 on the Delegations page, etc.

## 10.6 Baggage Transportation

There is a limit to the amount of luggage that can be carried on the bus, so if you have more than two suitcases or other luggage per person, please inquire at AMARYS in advance.

The cost of transportation for the following competition equipment\* will be the responsibility of the delegation.

\* Bicycles, large team luggage, etc.

JTB can arrange for the above-mentioned self-arranged trucks and other transportation services. Inquire at AMARYS if you wish the support.

## 10.7 Use of Public Transportation

Travel by public transportation in Japan, both railroads and buses, is highly convenient because public transportation schedules are accurate and there are a large number of services.



# 11

## Ceremonies



## 11. Ceremonies

### 11.1 Opening and Closing Ceremonies

The TOKYO 2025 DEAFLYMPICS Opening Ceremony will be held on 15 November 2025 at the Tokyo Metropolitan Gymnasium.

The TOKYO 2025 DEAFLYMPICS Closing Ceremony will be held on 26 November 2025 at the Tokyo Metropolitan Gymnasium.

Pre-registration will be required for attending the Opening and Closing Ceremonies respectively. Further information on the entrants and access to the Opening and Closing Ceremonies including pre-registration will be announced later on the Delegations page, etc.

#### 11.1.2 Security at the Opening and Closing Ceremonies

In order to ensure the safe and smooth conduct of the Opening and Closing Ceremonies, security will be provided at the venue in cooperation with security agencies, mainly by private security providers.

Persons participating in the Opening and Closing Ceremonies must carry their ID card, which serves as their entry permit, and must keep it on their person where others can see it while inside the venue, unless otherwise instructed by the LOC.

Belongings at the opening and closing ceremonies should be kept to a minimum.

At the TOKYO 2025 DEAFLYMPICS, hazardous materials, illegal items, and items similar to prohibited items (e.g., replica guns, explosive-like materials, white powder similar to illegal drugs, etc.) are prohibited at the Games, and are also prohibited at the venue for the Opening and Closing Ceremonies.

More information will be announced later on the Delegations page, etc.

#### 11.1.3 Prohibited and Restricted Items and Clothing at the Opening and Closing Ceremonies

During the Opening and Closing Ceremonies, athletes and team officials must comply with the DG 16.12 Propaganda and Advertising of Deaflympics Regulations and pay particular attention to the following points.

- Bringing in items or wearing cloth that display or allude to propaganda or ideas of political, ideological or religious statements, contravention of public order or morality, discrimination, or that could be used for demonstration, or that may interfere with the operation of the ceremony is prohibited.
- In addition to the above, no participant in the parade is permitted to bring or carry food, drink, large luggage, umbrellas, or any other items that may interfere with the operation of the ceremony, cause inconvenience or danger to others, including the items deemed inappropriate in terms of order and safety measures by the ceremony staff.



## **11.2 Medal Ceremony**

In principle, medal ceremonies will be held at each competition venue for each competition and category.

The medal ceremony will include the presentation of medals to the gold, silver and bronze medalists, the raising of the national flag and the playing of the national anthem of the gold medalists.

Only athletes may participate in the medal ceremony.

### **11.2.1 Prohibited Items for the Ceremony**

During the medal ceremony, the ID card must be temporarily handed to the medal ceremony team staff or kept out of view from others.

During the medal ceremony, athletes are expected to be empty-handed and are not allowed to bring any personal belongings such as their national flags, cell phones, water bottles, cameras, etc.

### **11.2.2 Distribution of Certificates, Participation Certificates, and Medal Cases**

The following items will be distributed to the representative of the delegations at the Deaflympics Square.

- 1st to 8th place: Certificate
- All athletes and officials: Participation certificate

The distribution method and locations of the medal cases will be announced later on the Delegations page, etc.

### **11.2.3 Data collection of the flag and anthem**

The latest version of the data for the flag and anthem to be used at the medal ceremonies must be submitted by each national delegation.

Further information will be announced later on the Delegations page, etc.





# 12

## Venue Security

## **12. Venue Security**

### **12.1 Competition Venues**

To ensure the safety of athletes and spectators at the venues, patrol security throughout the competition venues and provide appropriate initial response in the event of an incident or accident.

Persons entering the competition venue must carry their ID card, which serves as their entry permit, and must keep it on their person where others can see it while inside the venue, unless otherwise instructed by the LOC.

### **12.2 Prohibited and Restricted Items at the Venues**

At the TOKYO 2025 DEAFLYMPICS, hazardous materials, illegal items, and items similar to prohibited items (e.g., replica guns, explosive-like materials, white powder similar to illegal drugs, etc.) are prohibited in all facilities, including competition venues, Deaflympics Square, and accommodation facilities.

Further information will be announced later on the Delegations page, etc.



# 13

## Universal Communication

## 13. Universal Communication

### 13.1 Universal Communication

The utilisation of various digital technologies for smooth communication regardless of nationality or disability will realise a “smoothly connected Games for everyone”.

- Visions and signage will be used for information and postings at competition venues, as well as to support smooth communication among athletes and officials by utilising technologies such as simultaneous multilingual translation used at the Tokyo 2020 Games.
- Exhibition and promotion of the technology will be provided at Deaflympics Square.



# 14

## First Aid Services

## 14. First Aid Services

### 14.1 Japanese Healthcare System (including how to receive medical care)

General information about the Japanese healthcare system is described in detail in the following links, so be sure to check the contents beforehand. Since medical institutions that can deal with foreign the injured or sick can also be searched, be sure to check them.

(Japanese) [For safe travels in Japan | Japan National Tourism Organization](#)

(English) [For safe travels in Japan | Japan National Tourism Organization\(JNTO\)](#)

#### ● Flow from reception to accounting at a medical institution



\*1 Be sure to listen carefully to the explanation of the examination results.

\*2 Payment here is the cost for treatment received up to this point. Keep in mind that payment by credit card is only accepted at major hospitals. Clinics generally accept cash only.

If you are subscribed to overseas travel insurance including cash-free payment service, there is no need for payment. However, if you are not subscribed to overseas travel insurance, you may be charged the full amount.  
Note: The cash-free conditions vary by insurance company. Please check beforehand.

\*3 You will be charged separately at the pharmacy for any medicine you need. Some medical institutions provide in-house prescriptions.



### ● Medical visit

Medical expenses for medical visits are self-paid (even if you have private medical insurance, you will be obliged to pay temporarily.) Medical fees can be expensive, and some medical institutions do not accept credit cards, so be sure to have enough Japanese yen available when visiting a medical institution.

The LOC is not responsible for any medical expenses related to medical visits. If the injured or sick does not have sufficient Japanese yen, the athletes of the respective national delegation must take care of it and pay for it.

In addition, an escort must be chosen from the delegation of injured or sick and must accompany the injured or sick during the medical visit (it is preferable that the escort be someone who can converse in speech).

### ● What to bring when visiting a medical institution

Athletes from the delegations who will be visiting a medical institution in Japan must bring the following items to a medical institution. Each national delegation should take steps to ensure that these belongings can be taken away promptly in the event of an emergency, such as during an emergency medical transportation.

Items you need to bring	Items preferred to bring
<ul style="list-style-type: none"><li>• Japanese yen (including credit cards)</li><li>• Private medical insurance policy or insurance card</li><li>• Passport or other identification</li></ul>	<ul style="list-style-type: none"><li>• The ID card (including emergency medical information card)</li><li>• Own cell phone</li><li>• Medicines prescribed by your own healthcare provider</li><li>• Hearing aids for those who use hearing aids</li><li>• Cochlear implant(Extracorporeal device)</li></ul>

### ● Precautions when visiting a medical institution

If the injured or sick is an athlete, be sure to inform the doctor that he/she is an athlete who may be subject to a doping test and that he/she would like a prescription for medication that does not contain prohibited substances.

In Japan, medical services are provided according to the doctor's orders, and medical fees are paid later. Confirm the cost of medical services before receiving them, if necessary, since the amount to be paid is often presented only after medical treatment.

### ● If you are not sure whether or not to seek medical attention

If your national delegation is not sure whether or not to seek medical attention, please refer to the following.

(Japanese) • [Tokyo EMS guide | Tokyo Fire Department](#)

(English) • [Tokyo EMS guide | Tokyo Fire Department](#)

## 14.2 First Aid Services at the Games

The TOKYO 2025 DEAFLYMPICS will provide the following first-aid services during the opening hours of first-aid stations at Deaflympics Square, the venue for the Opening and Closing Ceremonies, competition venues, and official training venues (For services outside of the opening hours of the first aid station, each one will take care of themselves and be responsible for the cost.).

### ● First Aid Services

First aid stations will be set up at all venues, etc., and necessary first aid staff will be assigned. First aid staff will only provide first aid for injuries and illnesses that occur at the venue, etc., free of charge. If emergency transport is deemed necessary by the first-aid staff, call 119, and the arriving ambulance will transport the injured or sick to a medical institution.

### ● Service locations, etc.

Location	Period	Hours
Deaflympics Square	The period between the arrival and departure of the national delegations.	In principle, services will be provided during the operation hours of first-aid station.
Venue for the Opening and Closing Ceremonies	The schedule will be in accordance with “11.1 Opening and Closing Ceremonies”.	
Competition venues (including official training venues)	The schedule will be in accordance with “18.4 Competition Schedule.”	

### ● Other

As described in “7.5.4 Handling Emergency During the Stay.”

### ● Emergency medical information card

As described in “3.4.5 Emergency Medical Information Card.”

### 14.3 Emergency Medical Transportation

A system of cooperation with fire departments that have jurisdiction over the venue, etc. will be established in preparation for emergency medical transportation.

In Japan, the average time from the time of a 119 call to the arrival of an ambulance at the scene is about 10 minutes.

When the ambulance arrives, the ambulance crew will transport the injured or sick to the appropriate medical institution for the symptoms.

At venues, etc., the injured or sick may be transported to medical institution by ambulance (free of charge) if deemed necessary by first-aid staff. If there are athletes or other personnel who can accompany the athletes, they must ride in the ambulance together with the injured or sick. The number of passengers in an ambulance is limited, so please follow the instructions of the ambulance crew. Transportation costs for return trips to accommodations, etc., are to be taken by the injured or sick.

Round-trip transportation expenses (cab fare, etc.) associated with a visit to a medical institution by means other than an ambulance or when the injured or sick himself/herself determines that a visit to a medical institution is necessary will be taken by the injured or sick.

### 14.4 Public Health

Submission of a valid vaccine certificate or pre-departure inspection certificate is not required at entry into Japan as of September 2024.

For information on outbreaks of infectious diseases in Japan, refer to the following.

- (Japanese) • [Infectious disease outbreak trend survey | National institute of infectious diseases](#)
- (English) • [Infectious disease outbreak trend survey | National institute of infectious diseases\(NIID\)](#)





# 15

## Insurance

## 15 Insurance

### 15.1 Insurance

Each athlete and others will be responsible for all medical expenses paid at medical institutions. Since medical expenses may be high depending on the symptoms of injury or illness, be sure to purchase private medical insurance that provides adequate coverage and services before coming to Japan.

For information on the need for private medical insurance and the private medical insurance that can be purchased after entry into Japan, please refer to the following.

- (Japanese) ・ [For safe travels in japan\(Guide for when you are feeling ill\) | Japan National Tourism Organization](#)
- (English) ・ [For safe travels in japan\(Guide for when you are feeling ill\) | Japan National Tourism Organization](#)

**There is travel insurance that you can purchase even after you enter Japan.**

Private medical insurance that you can purchase after entering Japan provides sufficient coverage during your stay, even for COVID-19.

- Coverage of up to 10 million yen that even covers expensive treatment
- Includes interpretation services as well as medical institution referral and arrangement services
- Coverage for COVID-19
- Negotiation of cashless payment\* for medical expenses, etc.

\*A system that allows short-term visitors, etc. to seek medical care without having to pay the bill on-site by sending the bill to an insurance company (including assistant companies to which services are outsourced) instead of billing the short-stay visitor, etc. directly.

Private medical insurance can be purchased instantly online. Enjoy your trip to Japan to the fullest by purchasing insurance with sufficient coverage and services.

\*Cannot be accessed before entering Japan.



\*Quotes from JNTO

In addition, the estimated medical expenses while traveling in Japan are as follows.

**There are cases in which medical expenses during a trip to Japan can add up to a high amount.**

#### Collision with a bicycle resulting in traumatic pneumothorax and fractured ribs

**Surgery + Hospitalization + Transport**

**7.5** million yen

Surgery, 19-day hospital stay, attending physician, flight back to the US on civilian aircraft (business class)

#### Heart attack

**Surgery + Hospitalization + Transport**

**10,000,000** yen

Surgery, 45-day hospital stay, attending physician, flight back to Singapore on civilian aircraft (business class)

\*Source: Tokio Marine International Assistance



Please be aware that foreign visitors who fail to pay their medical expenses may be denied entry into Japan in the future.

\*Quotes from JNTO

If the injured or sick person is unable to pay the medical expenses himself/herself, their national delegation, etc., must take care of it and make sure to pay it.

## **15.2 Property Damage Insurance**

The LOC does not provide insurance for NDSFs or personal property and equipment. Therefore, it is recommended that NDSFs and personal property and equipment be insured against all losses and damages during transportation (competition venue or accommodation, Deaflympics Square, transportation hub, etc.), during training or competition use, during storage at the competition (training) venue, accommodation, Deaflympics Square, and in any other related situations. The LOC shall not be liable for all loss or damage to the property and equipment of NDSFs or any individual.

## **15.3 Liability Insurance**

The LOC does not provide liability insurance to NDSF. Therefore, it is recommended that NDSF, athletes, team officials, and other relevant personnel purchase liability insurance for all actions taken by them including liability for injury to others and damage to property of others.

## **15.4 Automobile Insurance**

All vehicles provided by the LOC have appropriate automobile insurance coverage including third party liability (bodily injury and property), personal injury to driver and passengers, and vehicle insurance. However, this does not include insurance of personal belongings and baggage.

The LOC shall not be responsible for vehicles independently arranged by NDSF.

Therefore, if NDSF arranges their own vehicle, they must purchase automobile insurance.





# 16

## Media

## 16 Media

### 16.1 LOC's role for the Media

A media centre where the media can collect necessary information as needed and also provide services as a centre for providing convention information to the media will be established. In addition, media activities will be supported by providing services for the media at each competition venue.

### 16.2 ID Cards for Media

ID cards for media in accordance will be issued with the procedures established by the ICSD. Based on the application, the scope of access will be confirmed with the ID card, and permission for coverage will be granted.

Details of the procedures for media ID cards will be announced later.

### 16.3 Media Centre

A media centre will be established in Deaflympics Square to provide necessary Games information to the media in each country.

Press conferences will be held as appropriate to share with the media the status of the competition operations (competition schedule, competition results, etc.).

Interview booths will be set up where the media can interview athletes, etc.

Workrooms for the media will be set up to prepare for interviews and to write manuscripts after the interviews.

### 16.4 Media Services for Venues

In principle, the following services for the media will be provided to ensure that media can cover the event smoothly at each competition venue.

- Workrooms for the media will be set up where the media can work in the venue.
- A portion of the audience seats will be reserved for the media, providing an environment where they can work while watching the games.
- A photography permit area will be determined to allow the media to conduct their coverage activities smoothly.
- A mixed zone will be set up where media can interview athletes after the competition.



# 17

## Brand Protection

## 17. Brand Protection

### 17.1 Brand Protection and Use

#### 17.1.1 Games Emblem

Students of the Faculty of Industrial Technology, mainly from the Department of Integrated Design, at Tsukuba University of Technology, Japan's only university for the deaf and visually people with hearing and/or visual disabilities, created several emblem design proposals, which were voted on by middle and high school students in Tokyo, including those from schools for the deaf.

##### 1) Hand

The 'hand' is a representative symbol of the deaf community.

The 'hand' also expresses the desire for people to 'touch' with the competition and topic of the Deaflympics.

##### 2) Circle

The 'circle' expresses the idea that after 'touch' the Deaflympics, people will gradually interact with each other and the interaction and community will be connected like a 'circle'.



##### 3) Flower

The 'flower' expresses a scene that 'a new flower of the future will bloom' after the 'circle' will expand.

The motif of 'flower' is cherry blossom petals.

##### 4) Color

As many people from all over the world will gather for the Deaflympics, the colors of red, yellow, blue, and green were used to express diversity.

- The theme of the emblem is a 'circle' meaning the connection between people.
- This emblem contains three motifs, a 'hand', representative symbol of the deaf community, 'circle', and 'flower'. The emblem express that people touch with competition and the topic of the Deaflympics, and mutual exchange and communities made by the Deaflympics gradually connect like a 'circle', and after the 'circle' will expand, new future 'flowers' will bloom. The motif of 'flower' is cherry blossom petals.
- The emblem was designed to be a single line, which enables it do depict connections between deaf athletes and connections with spectators and children, and also makes it fun for children to draw.

#### 17.1.2 Use of the Games Emblem

Guidelines for the use of the TOKYO 2025 DEAFLYMPICS Games emblem can be found on the TOKYO 2025 DEAFLYMPICS Portal Site at <https://www.deaflympics2025.com/en/brand/emblem>.

An application for the use of the emblem must be made in accordance with the Guidelines for the Use of the Games Emblem.

Intellectual property, including Emblem of the Games and the name of the Games, is protected in Japan by trademark law, unfair competition prevention law, and copyright law.

No application is required for use by the press for reporting purposes. Individual use on social networking sites, lectures, etc. is not permitted.

### 17.1.3 Official Mascot

Yuriito, the Tokyo Metropolitan Government's sports promotion ambassador, has been appointed official mascot for the Games.


TOKYO 2025 DEAFLYMPICS OFFICIAL MASCOT, Yuriito, wears a T-shirt designed in cherry blossom colours that creates a sense of unity with the Emblem of the Games, which features “cherry blossom petals.”





















### 17.1.4 TOKYO 2025 DEAFLYMPICS Support Team






In order to encourage many people to support the TOKYO 2025 DEAFLYMPICS and become familiar with the Games, the “TOKYO 2025 DEAFLYMPICS Support Team” was formed with mascots from various local governments and other organisation. The TOKYO 2025 DEAFLYMPICS Support Team will be formed to support deaf athletes.

Below are the members of the TOKYO 2025 DEAFLYMPICS Support Team as of September 2024.

	Member Name	Mascot	Affiliation
1	BecoTaro		Fukushima Prefecture
2	Fujippy		Shizuoka Prefecture
3	FUCHUKOMA		Fuchu City, Tokyo Metropolitan

	Member Name	Mascot	Affiliation
4	SUSIE		Tokyo Sport Benefits Corporation
5	Kibitan		Fukushima Prefecture
6	Kanagawa Kintaro		Kanagawa Prefecture
7	Kotomi-chan		Koto City, Tokyo Metropolitan
8	Tattaka-kun		Mitaka City, Tokyo Metropolitan
9	Hanepyon		Ota City, Tokyo Metropolitan
10	Umabee		Higashiyamato City, Tokyo Metropolitan
11	CHICKY & KURACHAN		Tokyo Sports Association
12	Fuwappy		Fujimi City, Saitama Prefecture

	Member Name	Mascot	Affiliation
13	Kobaton, Saitamacchi		Saitama Prefecture
14	Shinagawa City 3 sports cheering characters (Shinakamon, Beachy, Yatatama)		Shinagawa City, Tokyo Metropolitan
15	View Boy		Adachi City, Tokyo Metropolitan
16	Ai-chan		Aikawa Town, Kanagawa Prefecture
17	Ikoi-na	 <small>©シンエイ/西東京市</small>	Nishi-Tokyo City, Tokyo Metropolitan
18	Mirai-kun, Nozomi-chan		Miyoshi Town, Saitama Prefecture
19	Kikumatsukun		Nihonmatsu City, Fukushima Prefecture
20	Hanaterasu-chan	 <small>はなてらすちゃん ©2008 伊勢市</small>	Ise City, Mie Prefecture
21	Popotan	 <small>©むさしのプロントあさか</small>	Asaka City, Saitama Prefecture

	Member Name	Mascot	Affiliation
22	Norma-kun, Li-chan	 ノーマライゼーション条野PRキャラクター	Saitama City, Saitama Prefecture
23	Tsunaga-ryu Nu	 さいたま市PRキャラクター	Saitama City, Saitama Prefecture
24	Moririn		Hadano City, Kanagawa Prefecture
25	Kuroshiokun	 ©高知県くろしおくん	Kochi Prefecture
26	Try-kun	 © 2018 Higashiosaka city	Higashi-Osaka City, Osaka PrefecturePrefecture





# 18

## Appendix

## 18. Appendix

### 18.1 Venue Master Plan

#### 18.1.1 Athletics

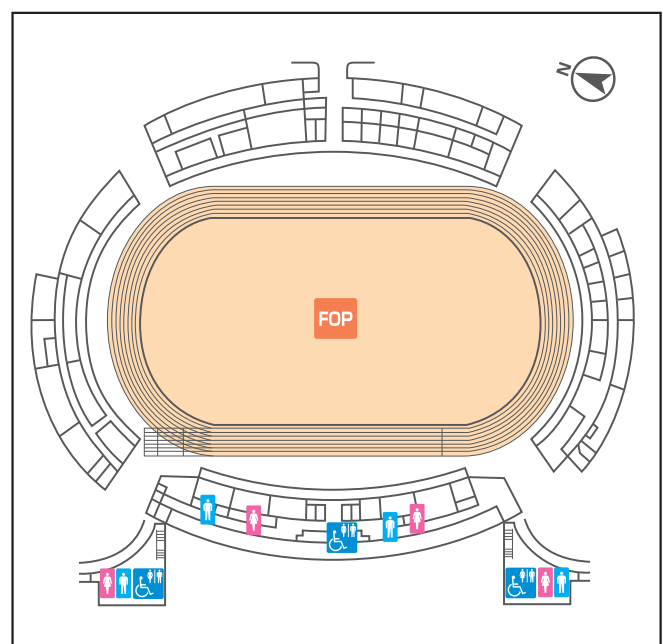
Venue: Komazawa Olympic Park General Sports Ground Athletic Field

Opened: 1964

Capacity: 20,010

Address: 1-1 Komazawa-koen, Setagaya City, Tokyo

Latitude and longitude: N35.6255, E139.6636



Field of Play



Toilet



Wheelchair-accessible toilet

### 18.1.2 Badminton

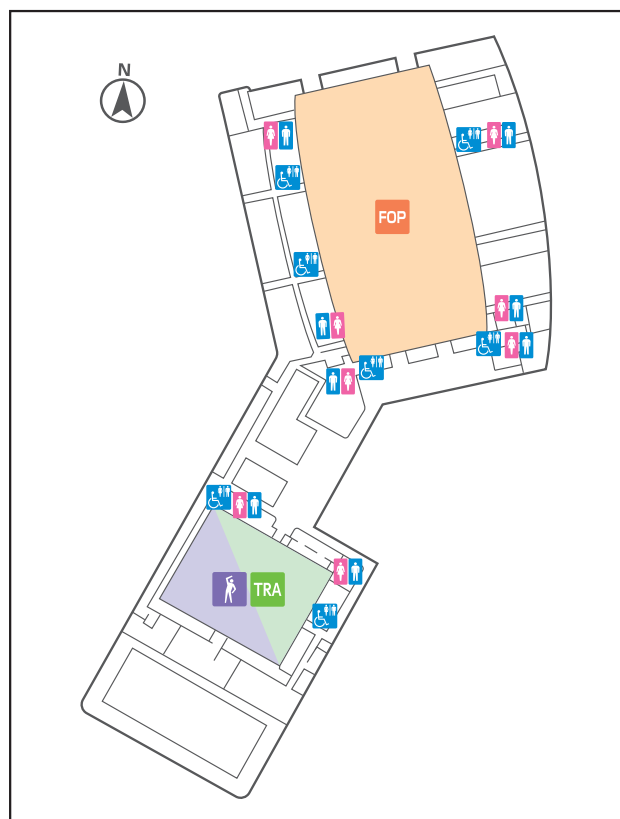
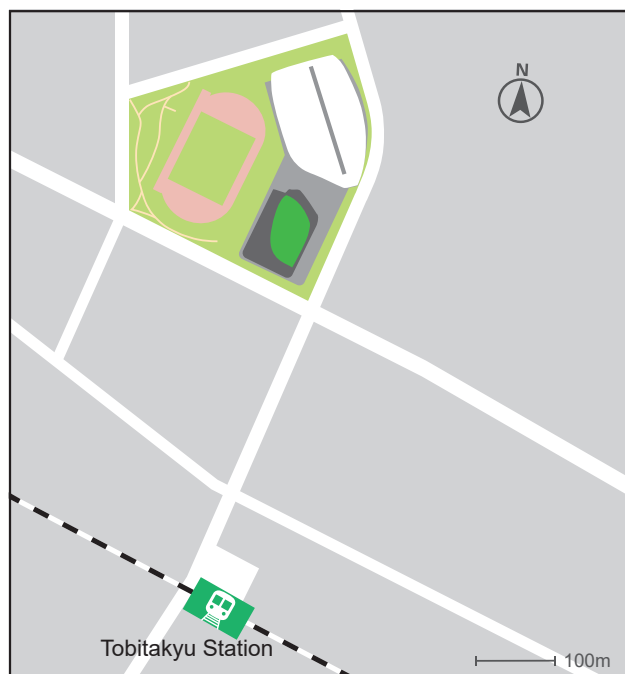


Venue: Musashino Forest Sport Plaza

Opened: 2017

Capacity: 6,010

Address: 290-11 Nishimachi, Chofu City, Tokyo

Latitude and longitude: N35.6655, E139.5247



Field of Play



Warm-Up Area



Training Area



Toilet



Wheelchair-accessible toilet

### 18.1.3 Basketball

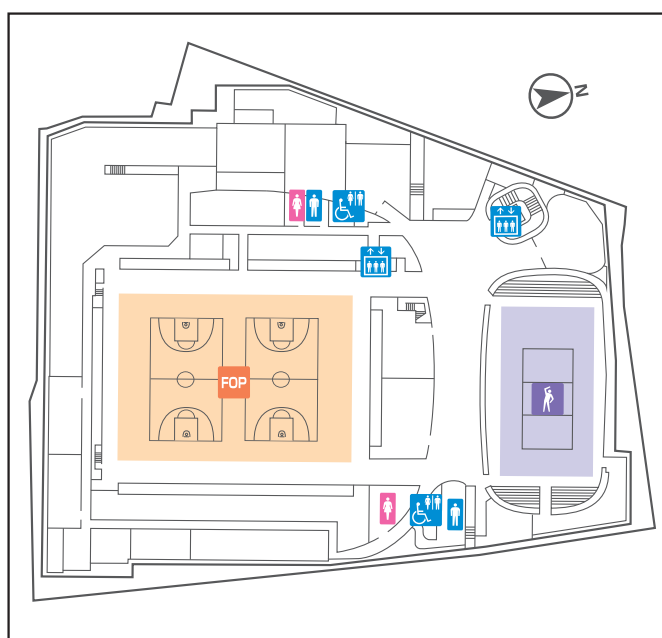
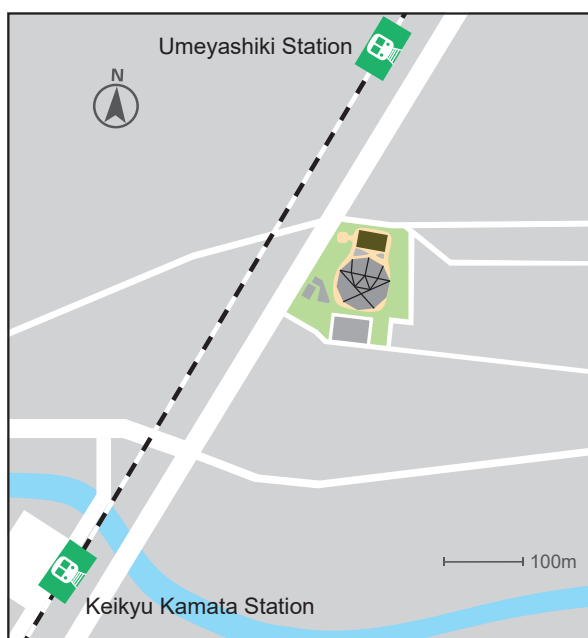

Venue: Ota-City General Gymnasium

Opened: 2012

Capacity: 4,012

Address: 1-11-1 Higashi-Kamata, Ota City, Tokyo

Latitude and longitude: N35.5643, E139.7279



Field of Play



Warm-Up Area



Toilet



Wheelchair-accessible toilet



Elevator



### 18.1.4 Beach Volleyball

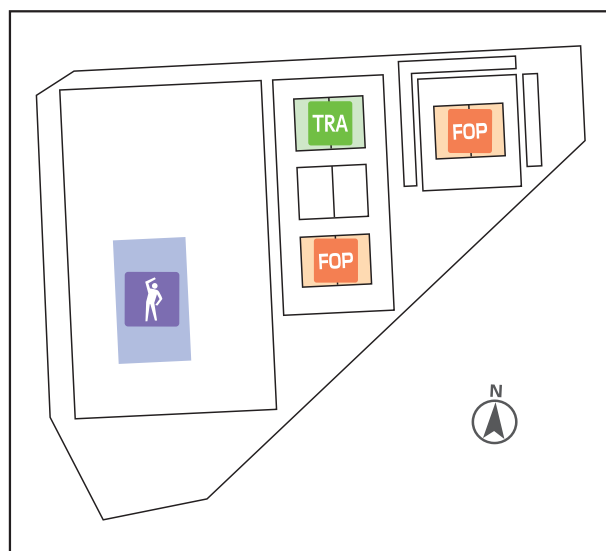
Venue: Beach Volleyball Ground, Omori Furusato no Hamabe Park

Opened: 2017

Capacity: Approx. 250

Address: 1-37-1 Omori Higashi, Ota City, Tokyo

Latitude and longitude: N35.5746, E139.7416



Field of Play



Warm-Up Area



Training Area

### 18.1.5 Bowling

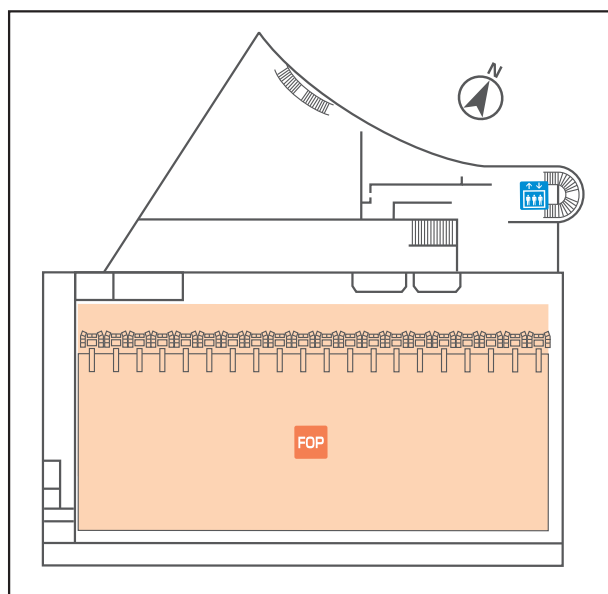
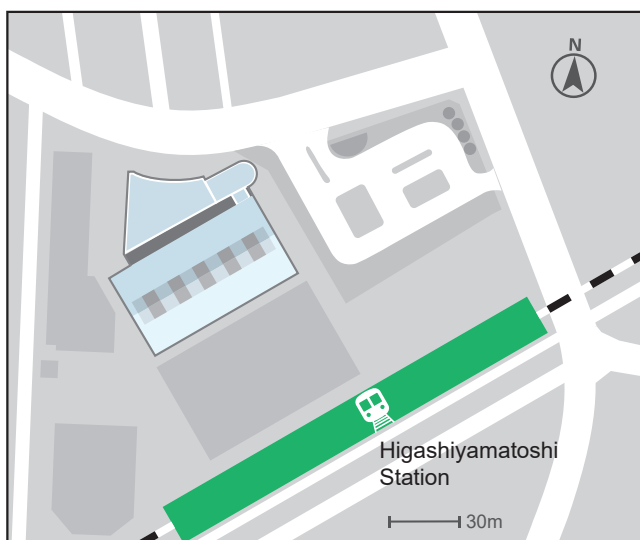
Venue: Higashiyamato Grandbowl

Opened: 2013

Capacity: —

Address: BIGBOX Higashiyamato 2nd floor, 1-1330-19 Sakuragaoka, Higashiyamato  
City, Tokyo

Latitude and longitude: N35.7337, E139.4337



Field of Play



Elevator

### 18.1.6 Cycling Road

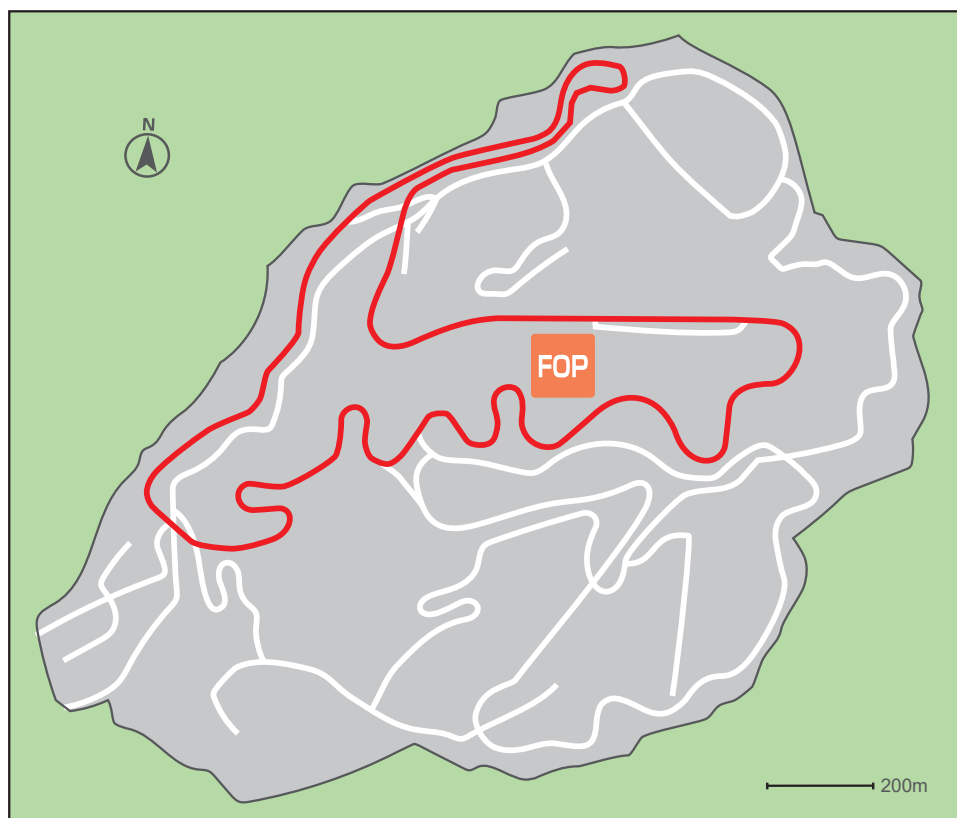
Venue: Japan Cycle Sports Center (Shizuoka Pref.)

Opened: 1965

Capacity: —

Address: 1826 Ono, Izu City, Shizuoka

Latitude and longitude: N35.0110, E139.0127





### 18.1.7 Football

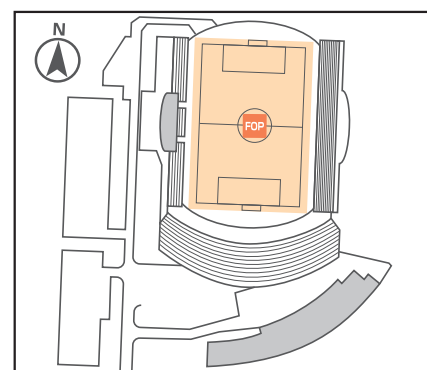
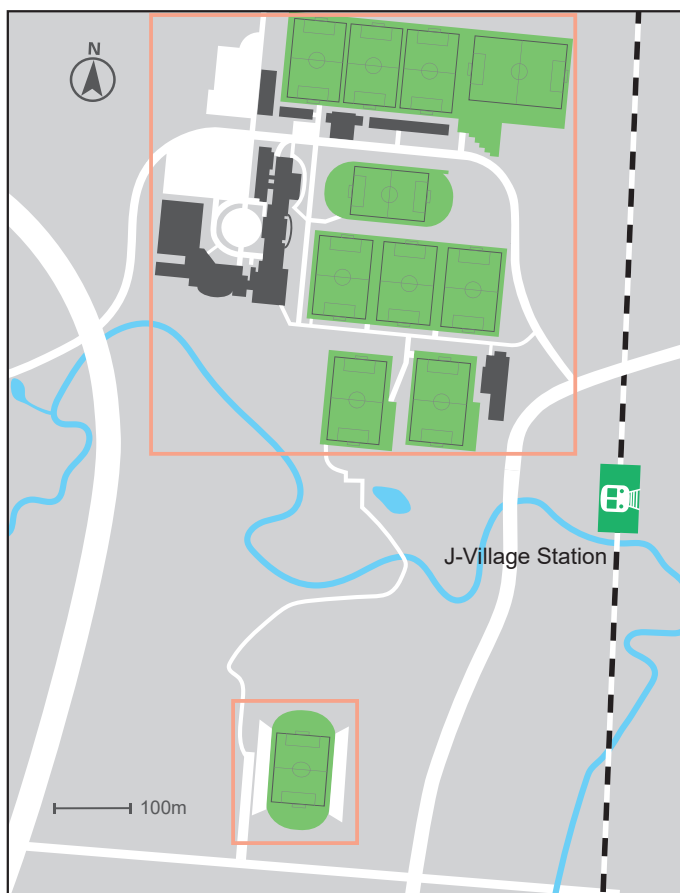
Venue: J-VILLAGE (Fukushima Pref.)

Opened: 1997

Capacity: 5,000 (stadium)

Address: 8 Utsukushimori, Oaza Yamadaoka, Naraha-machi, Futaba-gun, Fukushima

Latitude and longitude: N37.2387, E141.0032



Field of Play



Warm-Up Area

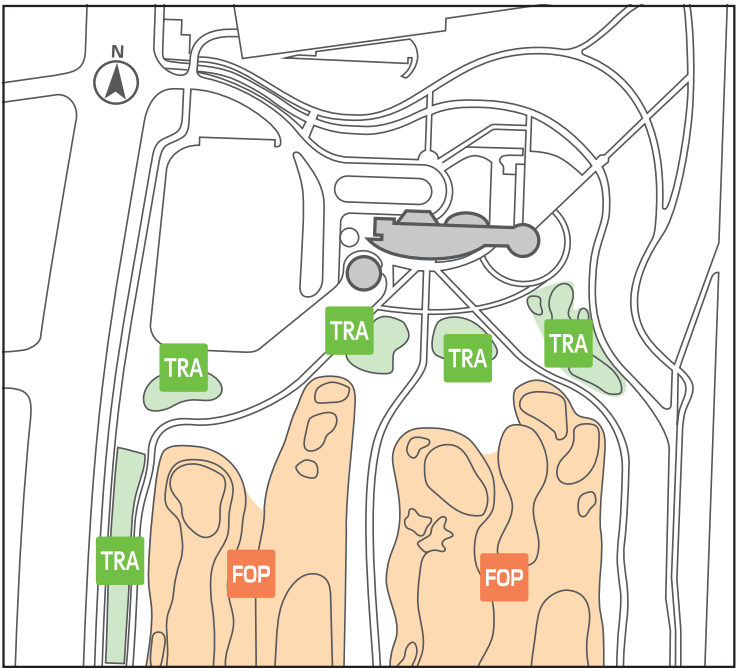
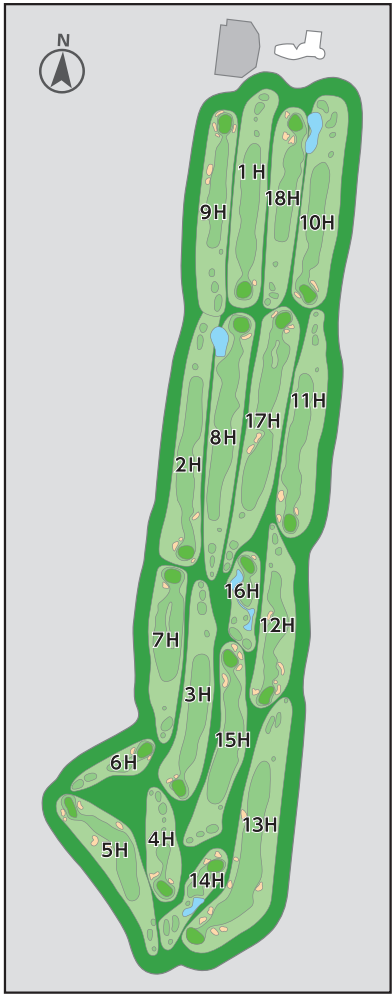


Training Area



18.1.8 Golf

Venue: Wakasu Golf Links  
Opened: 1990  
Capacity: —  
Address: 3-1-2 Wakasu, Koto City, Tokyo  
Latitude and longitude: N35.6223, E139.8375



**FOP** Field of Play    **TRA** Training Area

### 18.1.9 Handball

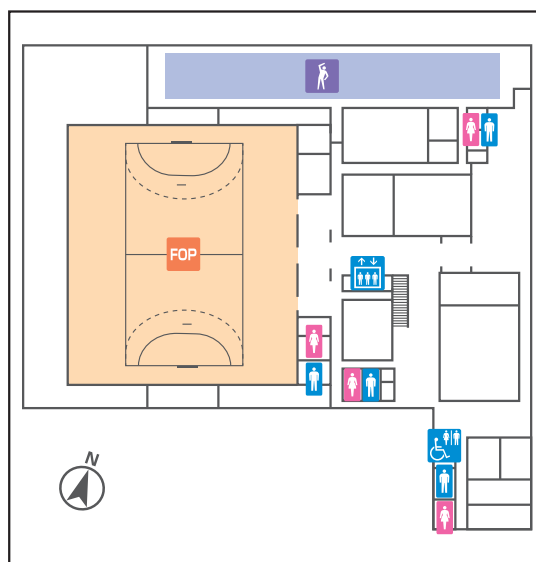

Komazawa Olympic Park General Sports Ground Indoor Ballgames Court

Opened: 1964(renovated in 2017)

Capacity: 2,300

Address: 1-1 Komazawa-koen, Setagaya City, Tokyo

Latitude and longitude: N35.6232,E139.6628



Field of Play



Warm-Up Area



Toilet



Wheelchair-accessible toilet



Elevator

### 18.1.10 Judo

### 18.1.11 Karate

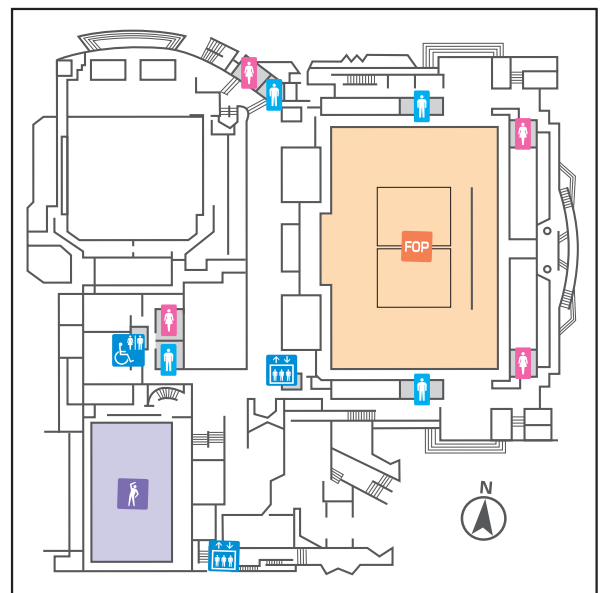

Venue: Tokyo Budokan

Opened: 1989

Capacity: 1,728

Address: 3-20-1 Ayase, Adachi City, Tokyo

Latitude and longitude: N35.7654, E139.8256



Field of Play



Warm-Up Area



Toilet



Wheelchair-accessible toilet



Elevator



### 18.1.12 Mountain Bike

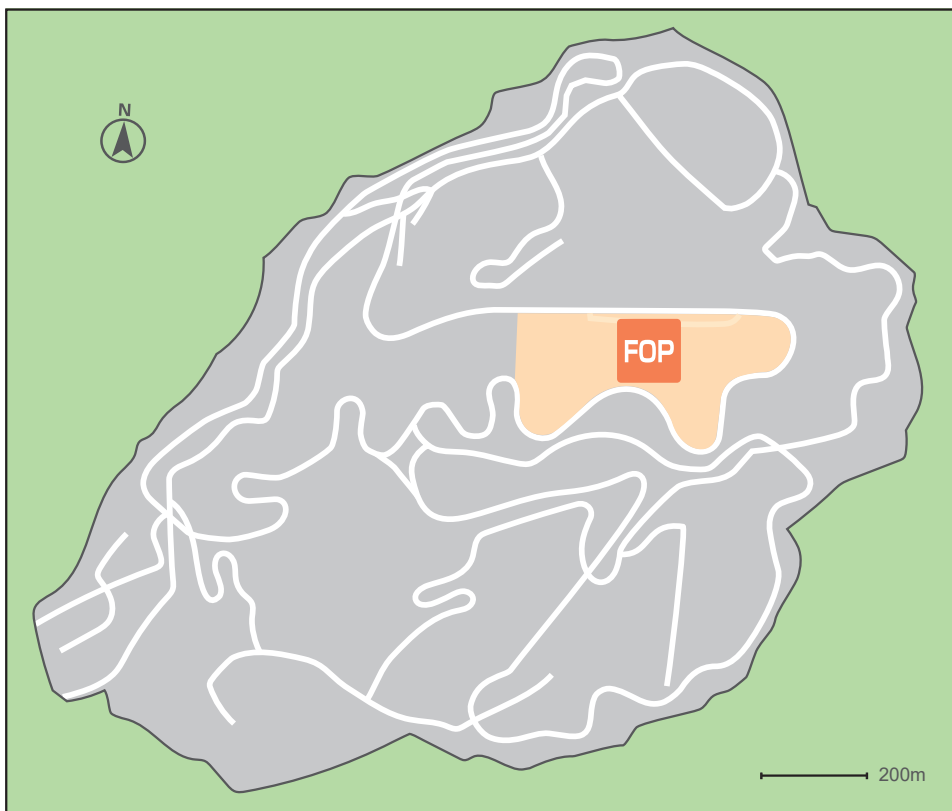
Venue: Japan Cycle Sports Center (Shizuoka Pref.)

Opened: 1965

Capacity: —

Address: 1826 Ono, Izu City, Shizuoka

Latitude and longitude: N35.0110, E139.0127



### 18.1.13 Orienteering

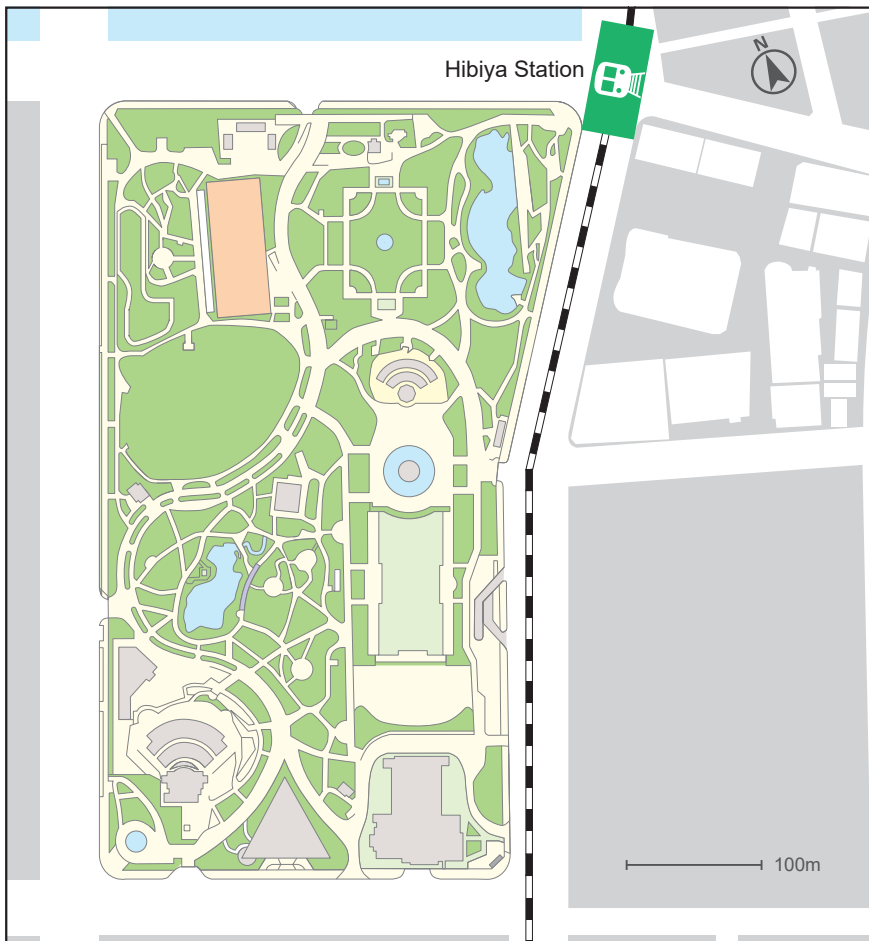
Venue: Hibiya Park

Opened: 1903

Capacity: —

Address: 1 Hibiya-koen, Chiyoda City, Tokyo

Latitude and longitude: N35.6738, E139.7562



Venue: Izu Oshima Island

Opened: —

Capacity: —

Address: Genya, Senzu, Oshima Town, Tokyo

Latitude and longitude: N34.7371, E139.4243



### 18.1.14 Shooting


Venue: AJINOMOTO NATIONAL TRAINING CENTER East

Opened: 2019

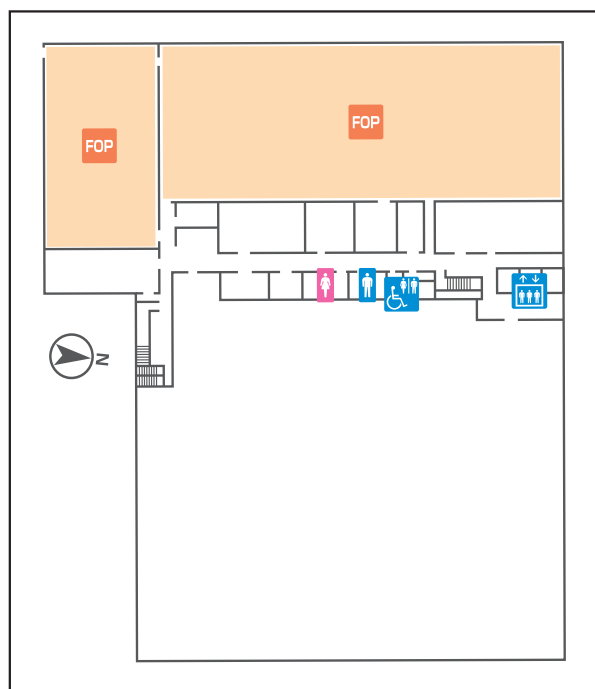
Capacity: —

Address: 3-12-22 Nishigaoka, Kita City, Tokyo

Latitude and longitude: N35.7672, E139.7108



JAPAN SPORT COUNCIL (Incorporated Administrative Agencies)



Field of Play



Toilet



Wheelchair-accessible toilet



Elevator



### 18.1.15 Swimming

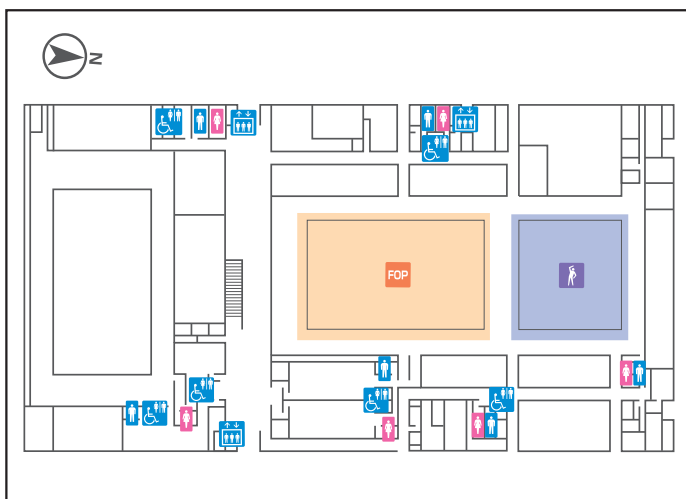
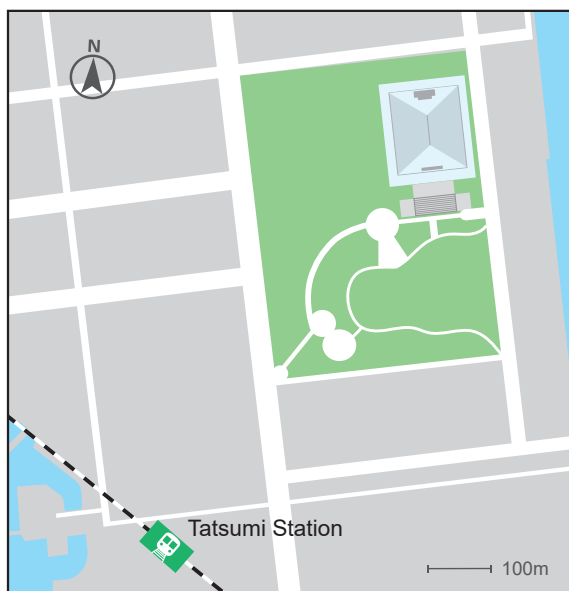

Venue: Tokyo Aquatics Centre

Opening: 2020

Capacity: 5,000

Address: 2-2-1 Tatsumi, Koto City, Tokyo

Latitude and longitude: N35.6514, E139.8151



Field of Play



Warm-Up Area



Toilet



Wheelchair-accessible toilet



Elevator



### 18.1.16 Table Tennis

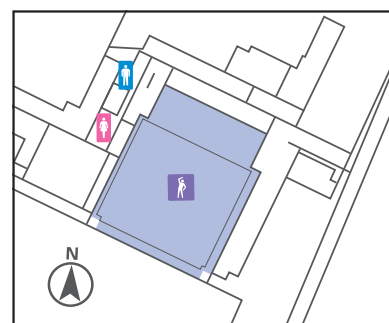
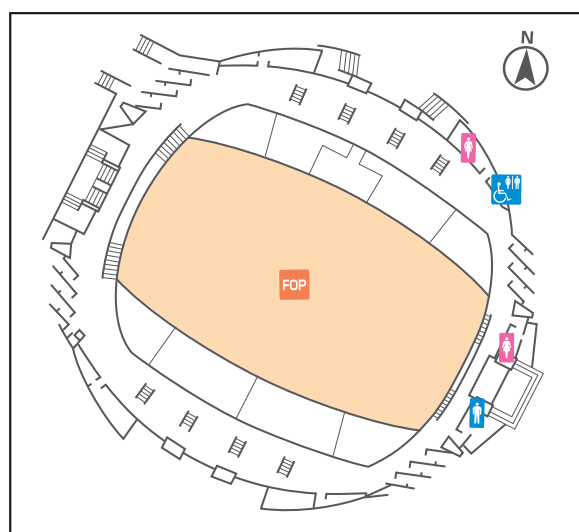
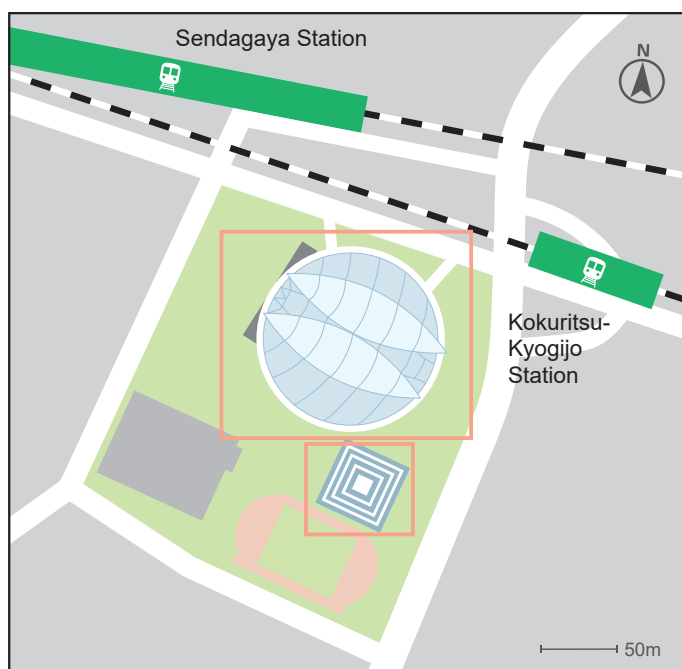

Venue: Tokyo Metropolitan Gymnasium

Opened: 1962

Capacity: 9,308

Address: 1-17-1 Sendagaya, Shibuya City, Tokyo

Latitude and longitude: N35.6797, E139.7125



Field of Play



Warm-Up Area



Toilet



Wheelchair-accessible toilet



Elevator

### 18.1.17 Taekwondo

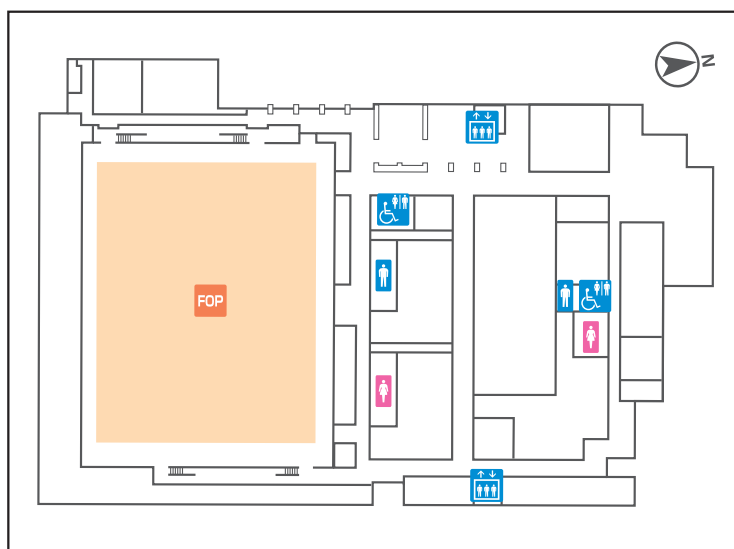

Venue: Nakano-city General Gymnasium

Opening: 2020

Capacity: 804

Address: 3-37-78 Arai, Nakano City, Tokyo

Latitude and longitude: N35.7157, E139.6630



Field of Play



Toilet



Wheelchair-accessible toilet



Elevator

### 18.1.18 Tennis

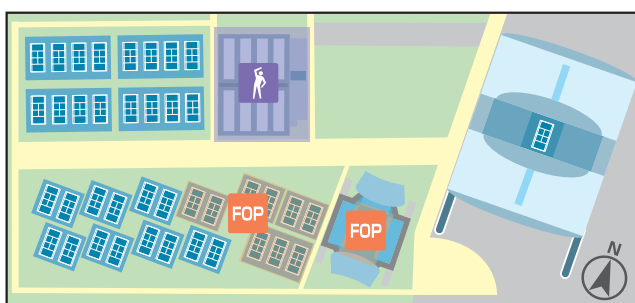
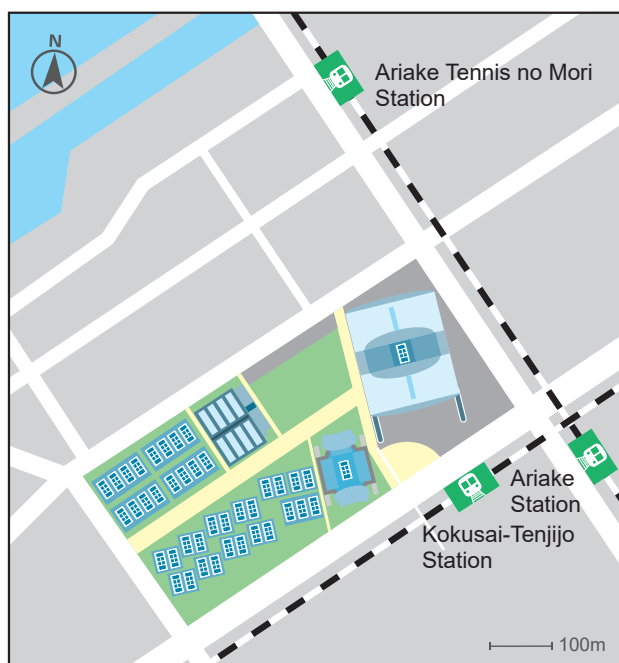
Venue: Ariake Tennis Park

Opened: 1983

Capacity: 3,018 (Number of seats in the show courts)

Address: 2-2-22 Ariake, Koto City, Tokyo

Latitude and longitude: N35.6354, E139.7889





### 18.1.19 Volleyball

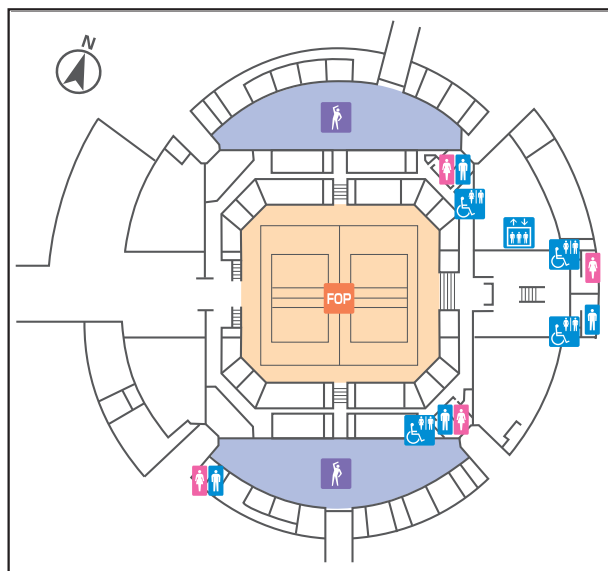

Venue: Komazawa Olympic Park General Sports Ground Gymnasium

Opened: 1964(scheduled to be renovated in 2025)

Capacity: 2,238

Address: 1-1 Komazawa-koen, Setagaya City, Tokyo

Latitude and longitude: N35.6247, E139.6608



Field of Play



Warm-Up Area



Toilet



Wheelchair-accessible toilet



Elevator

### 18.1.20 Wrestling (Freestyle)

### 18.1.21 Wrestling (Greco-Roman)

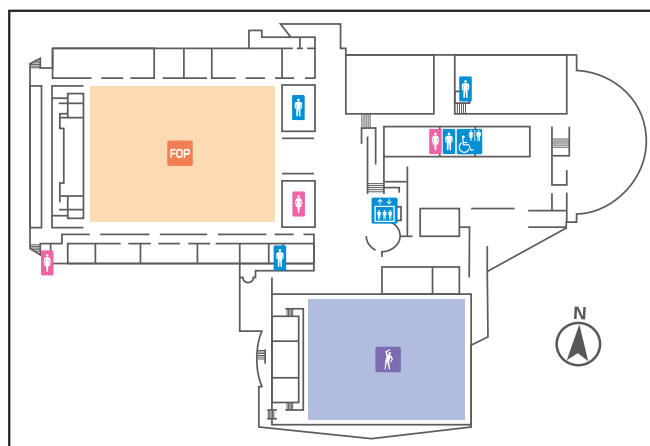
Venue: Fuchu Kyodo-no-Mori Gymnasium

Opened: 1971

Capacity: 928

Address: 5-5 Yazaki-cho, Fuchu City, Tokyo

Latitude and longitude: N35.6557, E139.4772



Field of Play



Warm-Up Area



Toilet



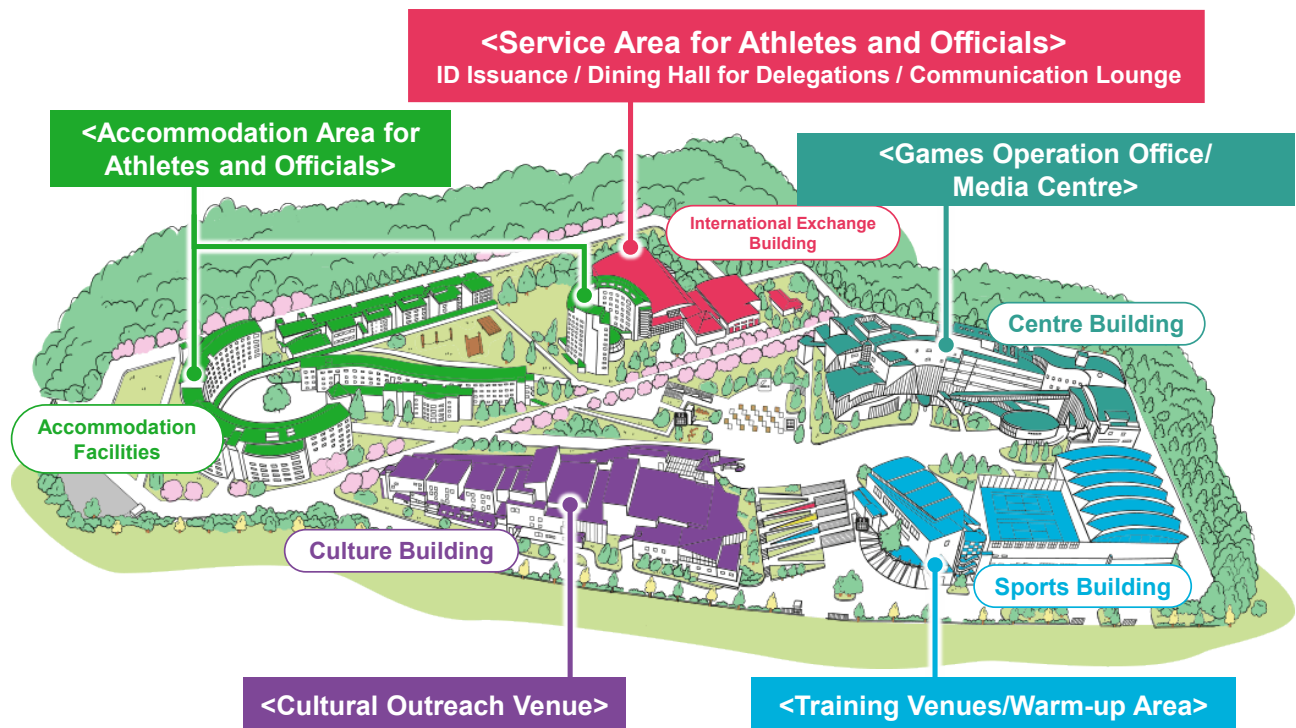
Wheelchair-accessible toilet



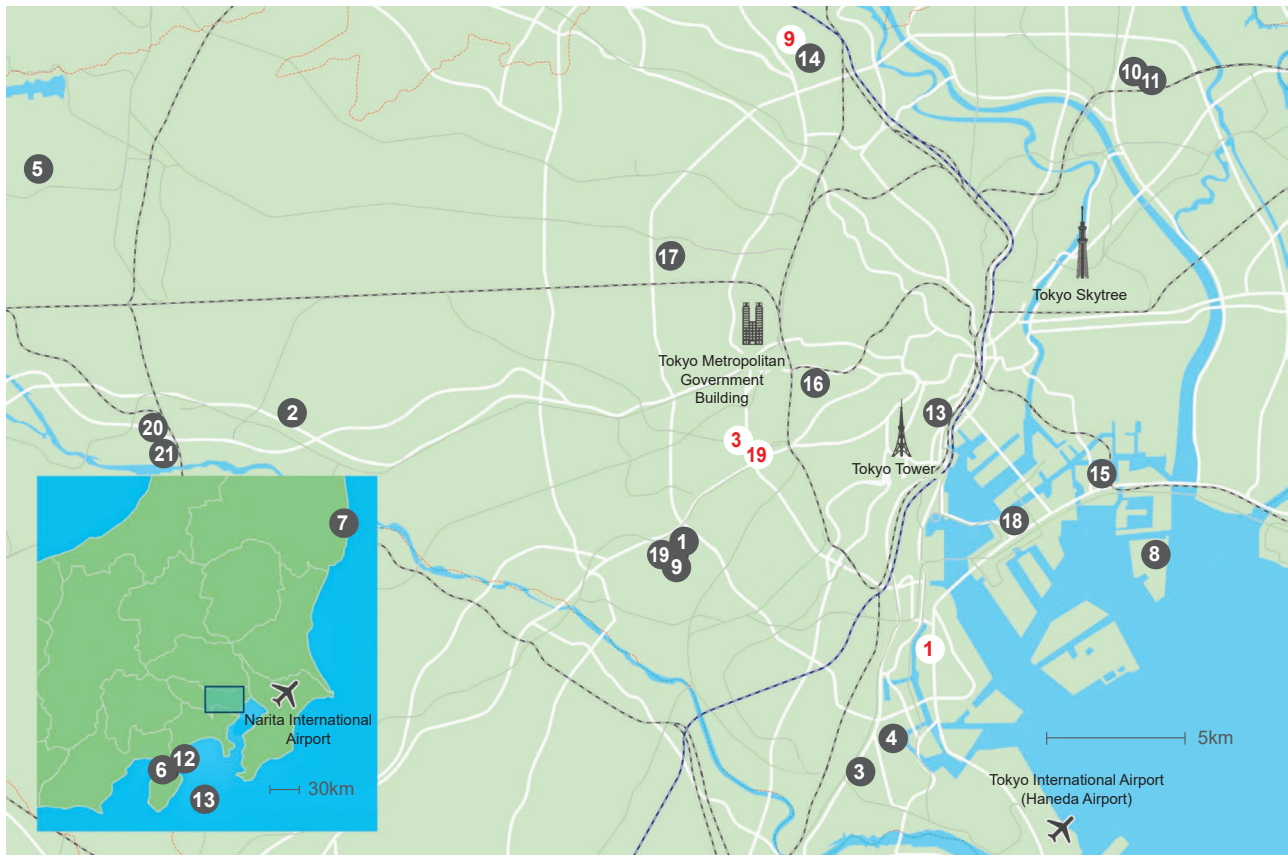
Elevator

## 18.2 Overall View of Deaflympics Square

The current utilisation assumptions for each facility are as follows.



## 18.3 List of Competition and Training Venues



Competitions No.	Competitions name	Competition Venues name
1	Athletics	Komazawa Olympic Park General Sports Ground Stadium, etc.
2	Badminton	Musashino Forest Sport Plaza
3	Basketball	Ota-City General Gymnasium
4	Beach Volleyball	Omori Furusato no Hamabe Park
5	Bowling	Higashiyamato Grandbowl
6	Cycling Road	Japan Cycle Sports Centre (Shizuoka Pref.)
7	Football	J-VILLAGE (Fukushima Pref.)
8	Golf	Wakasu Golf Links
9	Handball	Komazawa Olympic Park General Sports Ground Indoor Ballgames Court
10	Judo	Tokyo Budokan
11	Karate	Tokyo Budokan
12	Mountain Bike	Japan Cycle Sports Centre (Shizuoka Pref.)
13	Orienteering	Hibiya Park, Izu Oshima Island (Ura-Sabaku Desert)
14	Shooting	AJINOMOTO NATIONAL TRAINING CENTER East
15	Swimming	Tokyo Aquatics Centre
16	Table Tennis	Tokyo Metropolitan Gymnasium
17	Taekwondo	Nakano-city General Gymnasium
18	Tennis	Ariake Tennis Park
19	Volleyball	Komazawa Olympic Park General Sports Ground Gymnasium
20	Wrestling Freestyle	Fuchu Kyodo-no-Mori Gymnasium
21	Wrestling Greco Roman	Fuchu Kyodo-no-Mori Gymnasium
Competitions No.	Competitions name	Training Venues name
1	Athletics	Oi Central Seaside Park Sport Forest athletic Fields
9	Handball	AJINOMOTO NATIONAL TRAINING CENTER West
3 • 19	Basketball • Volleyball	National Olympics Memorial Youth Centre



## 18.4 Competition Schedule

### ◆ Deaflympics Competition Schedule List (as of 1 October 2024)

【Legend】 ○: Competition Day \*: Practice Day

No.	Competitions name	11/11	11/12	11/13	11/14	11/15	11/16	11/17	11/18	11/19	11/20	11/21	11/22	11/23	11/24	11/25	11/26
		Tue	Wed	Thu	Fri	Sat	Sun	Mon	Tue	Wed	Thu	Fri	Sat	Sun	Mon	Tue	Wed
0	Opening and Closing Ceremonies					○											○
1	Athletics	*	*	*	*	*	○	○	○	○	○	○	○	○	○	○	
2	Badminton				*	*	○	○	○	○	○	○	*	○	○	○	
3	Basketball				*	*	○	○	○	○	○	○	○	○	○	○	
4	Beach Volleyball			*	*	*	○	○	○	○	○	○	○	○			
5	Bowling					*	*	○	○	○	○	○	○	○	○	○	
6	Cycling Road						*	○	○	*	○	*	○				
7	Football		*	*	○	○	○	○	○	○	○	○	○	○	○	○	
8	Golf							*	○	○	○	○					
9	Handball			*	*	*	○	○	○	○	○	○	○	○	○	○	
10	Judo			*	*	*	○	○	○								
11	Karate											*	*	○	○	○	
12	Mountain Bike											*		○	○		
13	Orienteering				*	○	○		*	*	○	○		○			
14	Shooting					*	○	○	○	○	○	○	○	○	○	○	
15	Swimming							*	*	*	○	○	○	○	○	○	
16	Table Tennis							*	*	○	○	○	○	○	○		
17	Taekwondo										*	*	○	○	○		
18	Tennis		*	*	*	*	○	○	○	○	○	○	○	○	○	○	
19	Volleyball			*	*	*	○	○	○	○	○		○	○	○	○	
20	Wrestling Freestyle									*	*			○	○		
21	Wrestling Greco Roman									*	*	○	○				



## 18.5 List of Competition Events

In accordance with DG 7.5 of the Deaflympics Regulations, if the criteria of 5 countries and 2 regions (5:2) are not met, the events may be cancelled.

### TOKYO 2025 - List of Events

As of 1 August 2024

Technical Regulations "1. EVENTS"

	Sport	Event	Discipline		
			Men	Women	Mixed
1	Athletics	100m	✓	✓	
		200m	✓	✓	
		400m	✓	✓	
		800m	✓	✓	
		1500m	✓	✓	
		5000m	✓	✓	
		10,000m	✓	✓	
		100m Hurdles		✓	
		110m Hurdles	✓		
		400m Hurdles	✓	✓	
		3000m Steeplechase	✓	✓	
		High Jump	✓	✓	
		Pole Vault	✓	✓	
		Long Jump	✓	✓	
		Triple Jump	✓	✓	
		Shot Put	✓	✓	
		Discus Throw	✓	✓	
		Hammer Throw	✓	✓	
		Javelin Throw	✓	✓	
		Heptathlon		✓	
		Decathlon	✓		
		Marathon	✓	✓	
		4x100m Relay	✓	✓	
		4x400m Relay	✓	✓	✓
		10km Race Walk	✓	✓	
2	Badminton	Singles	✓	✓	
		Doubles	✓	✓	
		Mixed Doubles			✓
		Team			✓
3	Basketball	Basketball	✓	✓	
4	Beach Volleyball	Beach Volleyball	✓	✓	
5	Bowling	Singles	✓	✓	
		Doubles	✓	✓	
		Teams	✓	✓	✓
6	Cycling Road	Sprint	✓	✓	
		Individual Time Trial	✓	✓	
		Individual Road Race	✓	✓	
		Points Race	✓	✓	
7	Football	Football	✓	✓	
8	Golf	Individual	✓	✓	
		Team			✓
9	Handball	Handball	✓	✓	
		-60kg	✓		
		-66kg	✓		
		-73kg	✓		
		-81kg	✓		
		-90kg	✓		
		-100kg	✓		

10	Judo	+100kg	✓		
		-48kg		✓	
		-52kg		✓	
		-57kg		✓	
		-63kg		✓	
		-70kg		✓	
		-78kg		✓	
		+78kg		✓	
		Team	✓	✓	
11	Karate	-60kg	✓		
		-67kg	✓		
		-75kg	✓		
		-84kg	✓		
		+84kg	✓		
		-50kg		✓	
		-55kg		✓	
		-61kg		✓	
		-68kg		✓	
		+68kg		✓	
		Kumite Team	✓	✓	
		Kata	✓	✓	
		Kata Team	✓	✓	
12	Mountain Bike	Cross-country Olympic: XCO	✓	✓	
		Cross-country Short Track: XCC	✓	✓	
13	Orienteering	Super Sprint Relay			✓
		Sprint Distance	✓	✓	
		Sprint Relay			✓
		Middle Distance	✓	✓	
		Long Distance	✓	✓	
		Relay	✓	✓	
14	Shooting	10m Air Pistol Mixed Team			✓
		10m Air Rifle Mixed Team			✓
		10m Air Pistol	✓	✓	
		10m Air Rifle	✓	✓	
		25m Rapid Fire Pistol	✓		
		25m Pistol	✓	✓	
		50m Rifle 3 Positions	✓	✓	
		50m Rifle Prone	✓	✓	
15	Swimming	50m Freestyle	✓	✓	
		100m Freestyle	✓	✓	
		200m Freestyle	✓	✓	
		400m Freestyle	✓	✓	
		800m Freestyle	✓	✓	
		1500m Freestyle	✓	✓	
		50m Backstroke	✓	✓	
		100m Backstroke	✓	✓	
		200m Backstroke	✓	✓	
		50m Breaststroke	✓	✓	
		100m Breaststroke	✓	✓	
		200m Breaststroke	✓	✓	
		50m Butterfly	✓	✓	
		100m Butterfly	✓	✓	
		200m Butterfly	✓	✓	
		200m Individual Medley	✓	✓	

		400m Individual Medley	✓	✓	
		4×100m Freestyle Relay	✓	✓	✓
		4×200m Freestyle Relay	✓	✓	
		4×100m Medley Relay	✓	✓	✓
16	Table Tennis	Singles	✓	✓	
		Doubles	✓	✓	
		Mixed Doubles			✓
		Team	✓	✓	
17	Taekwondo	-58kg	✓		
		-68kg	✓		
		-80kg	✓		
		+80kg	✓		
		-49kg		✓	
		-57kg		✓	
		-67kg		✓	
		+67kg		✓	
		Poomsae Individual	✓	✓	
		Poomsae Pair			✓
18	Tennis	Singles	✓	✓	
		Doubles	✓	✓	
		Mixed Doubles			✓
19	Volleyball	Volleyball	✓	✓	
20	Wrestling Freestyle	57kg	✓		
		65kg	✓		
		74kg	✓		
		86kg	✓		
		97kg	✓		
		125kg	✓		
		50kg		✓	
		53kg		✓	
		57kg		✓	
		62kg		✓	
		68kg		✓	
		76kg		✓	
21	Wrestling Greco-Roman	60kg	✓		
		67kg	✓		
		77kg	✓		
		87kg	✓		
		97kg	✓		
		130kg	✓		

Total of Sports:

21

Total of Events:

223

108

101

14

## 18.6 Introduction to Tokyo - Japan

A place where tradition and innovation coexist, Tokyo is an international tourism city that welcomes many visitors from throughout the world because of its multifaceted appeal.

In addition to traditional culture passed down from the Edo Period and cutting-edge technology, Tokyo offers a wealth of “treasures” including pop culture represented by anime and manga, as well as the abundant nature of the Tama and island regions.

Furthermore, Tokyo’s food culture attracts tremendous interest from overseas visitors. Also blessed with a variety of food ingredients, Tokyo is somewhere you can enjoy not only Edo-style sushi and other Japanese cuisine, but also a diversity of cuisines from around the world.

- Tokyo Tokyo Official Site

<https://tokyotokyo.jp/ja/home/>

- The Official Tokyo Travel Guide

<https://www.gotokyo.org/index.html>

- Tourist information site for the Tama area and islands of Tokyo

<https://tamashima.tokyo/>

## 18.7 Information on Eating Establishments

- EAT Tokyo

[EAT Tokyo | Search Page for Restaurants with Multilingual Menus \(menu-tokyo.jp\)](#)

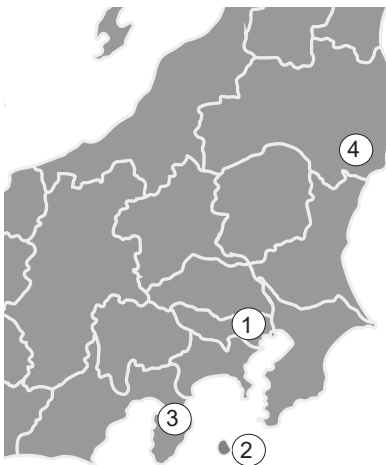
## 18.8 Overview of Public Transportation

(Japanese) • <https://www.pasmoco.jp/area/train/all.pdf>

(English) • [JR East Railway Major Route:Metropolitan Area](#)

## 18.9 Weather Information by Venue Area

### Observation Point Map & Detailed Location Information



Location	Latitude/Longitude	Address
① Tokyo (Kitanomaru Park)	35°41.5'N 139°45.0'E	Kitanomaru Park, Chiyoda City, Tokyo
② Tokyo (Oshima)	34°44.9'N 139°21.7'E	Moto-machi, Oshima Town, Tokyo
③ Shizuoka (Ajiro)	35°02.7'N 139°05.5'E	Ajiro, Atami City, Shizuoka
④ Fukushima (Onahama)	36°56.8'N 140°54.2'E	Funakakiba, Onahama, Iwaki City, Fukushima

	Five-Year Summary of Temperature	15 November					21 November					25 November				
		2019	2020	2021	2022	2023	2019	2020	2021	2022	2023	2019	2020	2021	2022	2023
Tokyo (Kitanomaru Park)	Highest Temperature	17.1	18.6	20.4	14.4	14.3	15.7	20.2	15.8	17.8	17.6	21.9	12.1	18.5	17.8	13.5
	Lowest Temperature	9.7	7.5	9.5	9.4	9.8	8.5	11.1	9.4	10.8	6.7	12.1	9.2	6.0	10.5	8.4
	Daily Average Temperature	12.6	13.4	14.3	11.1	11.8	11.3	16.6	12.5	13.4	11.9	16.6	10.5	12.3	13.5	10.5
	Graph															
	Highest Temperature (5-Year Average)	17.0					17.4					16.8				
	Lowest Temperature (5-Year Average)	9.2					9.3					9.2				
	Daily Average Temperature (5-Year Average)	12.6					13.1					12.7				
Tokyo (Oshima)	Highest Temperature	18.5	20.3	20.2	15.4	14.7	15.5	20.6	16.1	17.9	17.8	23.4	14.9	16.7	18.2	13.4
	Lowest Temperature	9.8	9.5	9.8	10.4	12.3	10.3	14.6	13.3	13.0	10.5	14.4	10.9	11.4	12.0	11.1
	Daily Average Temperature	13.8	15.9	13.8	13.0	13.5	13.2	17.2	14.2	15.1	13.6	19.4	12.5	14.3	15.5	12.0
	Graph															
	Highest Temperature (5-Year Average)	17.8					17.6					17.3				
	Lowest Temperature (5-Year Average)	10.4					12.3					12.0				
	Daily Average Temperature (5-Year Average)	14.0					14.7					14.7				
Shizuoka (Ajiro)	Highest Temperature	16.4	19.4	18.8	14.7	14.2	15.1	20.6	15.6	18.6	17.5	22.8	13.8	16.0	16.8	12.9
	Lowest Temperature	9.7	11.6	11.6	10.9	11.3	8.5	13.2	11.7	13.3	9.7	13.3	10.9	8.9	11.4	10.2
	Daily Average Temperature	12.9	15.2	15.0	13.1	12.9	11.4	17.0	13.2	15.3	13.8	18.3	12.4	13.0	14.2	11.3
	Graph															
	Highest Temperature (5-Year Average)	16.7					17.5					16.5				
	Lowest Temperature (5-Year Average)	11.0					11.3					10.9				
	Daily Average Temperature (5-Year Average)	13.8					14.1					13.8				
Fukushima (Onahama)	Highest Temperature	14.7	17.1	19.2	11.9	14.2	14.4	17.4	15.4	17.4	15.5	21.6	11.0	16.6	16.4	9.9
	Lowest Temperature	6.6	3.3	6.9	7.2	6.8	4.1	8.6	5.8	9.8	5.3	8.8	8.0	3.7	7.2	4.5
	Daily Average Temperature	10.5	10.7	13.4	10.3	9.7	8.9	13.8	10.7	13.2	10.8	14.5	9.7	10.3	11.7	7.1
	Graph															
	Highest Temperature (5-Year Average)	15.4					16.0					15.1				
	Lowest Temperature (5-Year Average)	6.2					6.7					6.4				
	Daily Average Temperature (5-Year Average)	10.9					11.5					10.7				

## 18.10 Sponsors

### ● Total Support Member



### ● Games Support Member

cast.WORKS Inc. (Football) TK Laboratories, Inc. (Football) Fujitsu Limited (Table Tennis)





**TOKYO 2025**  
25TH SUMMER DEAFLYMPICS