



[Media Advisory]

29 October 2025

Dear members of the media

Tokyo Sport Benefits Corporation

# 25th Summer Deaflympics Tokyo 2025 Deaflympics Square Opening Event, Opening and Closing Ceremonies, Media Conferences, etc, Orienteering Event and Athletics (Marathon) Media Advisory

In November this year, the Deaflympics, an international sports competition for deaf athletes, will be held in Japan for the first time.

The International Committee of Sports for the Deaf (hereinafter referred to as ICSD), the Japanese Federation of the Deaf, the Tokyo Metropolitan Government and the Tokyo Sport Benefits Corporation wish to widely promote the Tokyo 2025 Deaflympics (hereinafter referred to as “the Games”) both in Japan and overseas through members of the media. By sharing the appeal and value of the Deaflympics, Deaf sports, and Deaf culture, we hope to contribute to the realisation of an inclusive society.

In order to allow as many requested media as possible to cover the event, even at venues where the photo/video position is limited due to the characteristics of the venue and safety management of competition operations, individual applications for coverage will be accepted in advance as follows for those who have already registered their media ID card for the entire event. We would be pleased to invite you to cover the event.

The details are as follows:

## 1 Overview of Individual Media Advisory

### (1) Deaflympics Square Opening Event (Annex 1.)

#### (a) Deaflympics Square (\*1) Opening Event

Friday 14 November, from 13:00 to 13:30.

Deaflympics Square, Culture Building, Small Hall

#### (b) First Media Conference (\*2) Same day from 13:30 to 14:30

Deaflympics Square, Culture Building, Small Hall

#### (c) Media Tour Same day from 14:45 to 15:45

In Deaflympic Square

(\*1) Deaflympics Square.

National Olympics Memorial Youth Centre, 3-1 Yoyogi-Kamizonochō, Shibuya-ku, Tokyo, Japan

(\*2) See Annex 3. for details.

### (2) Opening and Closing Ceremonies (Annex 2)

#### (a) Opening Ceremony Saturday 15 November, from 16:30 to 19:00 (tentative)

Tokyo Metropolitan Gymnasium (1-17-1 Sendagaya, Shibuya-ku, Tokyo)

#### (b) Closing Ceremony Wednesday 26 November, from 16:30 to 18:00 (tentative).



Tokyo Metropolitan Gymnasium (1-17-1 Sendagaya, Shibuya-ku, Tokyo)

### **(3) Media Conferences, etc. (Annex 3)**

- (a) First Media Conference Friday, 14 November, from 13:30 to 14:30  
Deaflympics Square, Culture Building, Small Hall
- (b) Press Briefing Monday 17 November, from 10:30 until 12:00.  
Deaflympics Square, Centre Building, Media Conference Hall
- (c) Second Media conference Thursday 20 November, from 10:30 until 12:00.  
Deaflympics Square, Centre Building, Media Conference Hall
- (d) Third Media conference Wednesday, 26 November, from 11:00 until 12:30.  
Deaflympics Square, Centre Building, Media Conference Hall

### **(4) Orienteering Events (Annex 4)**

- (a) Hibiya Park and Hibiya area
  - (i) Saturday 15 November, from 8:00 Sprint Distance
  - (ii) Sunday 16 November, from 8:00 Sprint Relay
  - (iii) Same day, from 12:00 Super Sprint Relay
- (b) Izu Oshima
  - (i) Thursday 20 November, from 10:00 Middle Distance
  - (ii) Friday 21 November, from 9:00 Long Distance
  - (iii) Sunday 23 November, from 10:00 Relay.

### **(5) Athletics (marathon) (Annex 5)**

Tuesday 25 November, from 10:00 \* Men and women start at the same time.

## **2 How to Apply for an Interview**

### **(1) Who is Eligible to Apply**

TOKYO 2025 DEAFLYMPICS Media representatives who have applied for and been approved for a media ID card.

### **(2) Application Procedure**

- If you wish to apply for media coverage, please send your application to the following e-mail address by 12:00 noon on Friday, 7 November (strictly observed).  
(Applications should be addressed to) Deaflympics Preparation and Operation Office, General Affairs  
Division, Public Relations Group  
media(at)deaf2025.com
- \*You can compose an application email by scanning the QR code on the right.
- Please remember to attach the file titled "Interview Application [Closing at noon on Friday 7 November].xlsx".
- Please include "[Application for interview] Company name" in the subject line of the email.



[Contact] Tokyo Sport Benefits Corporation Deaflympics Preparation and Operation Office  
General Affairs Division, Public Relations Group

Tel: 03-6380-7765 Email: [media\(at\)deaf2025.jp](mailto:media(at)deaf2025.jp)

To prevent spam, some email addresses have been changed. Please replace (at) with @ when sending emails.



Supported by  
Total Support Member



TOYOTA

SoftBank



東京新聞

water\*net



Nittaku®




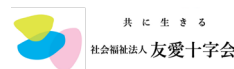
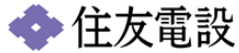
Atsumi & Sakai  
Law Firm

LINEヤフー



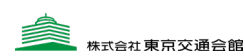
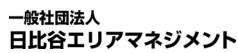


## Total Support Member



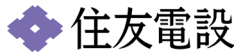


## Total Support Member





## Games Support Member



(Football, Table Tennis and Volleyball)



(Athletics and Table Tennis)



(Athletics)



(Judo)



(Cycling)

cast.WORKS Inc.  
(Football)

KAINZU Co., Ltd.  
(Basketball)

KOGETSU Co., Ltd.  
(Athletics)

MARUZU  
(Football)

Japan Agricultural Cooperative Tokyo Central Association  
(Athletics)

BOWLING PROPR IETORS ASSOCIATION OF TOKYO  
(Bowling)

Hogaku Inc.  
(Badminton and Table Tennis)

CCH Sound, Inc.  
(Athletics)



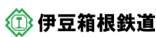
(Athletics)



(Athletics and Football)



(Athletics)



(Cycling)



(Badminton, Tennis)



(Volleyball)



(Athletics)



(Cycling)



(Volleyball)



(Karate)



(Athletics)



(Beach Volleyball)

TK Laboratories, Inc.  
(Football)

CCC MK HOLDINGS Co., Ltd.  
(Football)

Iwate Rion Hearing Aid center Co., Ltd.  
(Football)

Toda Bldg. Partners Co., Ltd.  
(Athletics)

KIZACIO Co., Ltd.  
(Athletics, Swimming, Table Tennis)

KOITO MANUFACTURING CO., LTD.  
(Athletics and Swimming)

Hirabayashi Metal Co., Ltd.  
(Athletics)

Baker McKenzie  
(Foreign Law Joint Enterprise)  
(Athletics, Basketball, Football, Golf, Tennis)

Ebisuya Souvenir Shop  
(Orienteering)

RICOH COMPANY, LTD.  
(Athletics, Basketball, Volleyball)

Nikki Trading Co. Ltd.  
(Football)

SBI Insurance Co., Ltd.  
(Football)

MGOLD Inc.  
(Athletics and Swimming)

Hapbeat LLC Hapbeat LLC  
(Judo)

CCH Sound, Inc.  
(Golf)

Koyama Driving School, Inc.  
(Beach Volleyball)



## Games Support Member

Studio KAI, LLC  
(Table Tennis)

Shoukei Group  
(Badminton)

When I was young Inc.  
(Badminton, Football, Table Tennis)

Granver Tokyo Rusk Co., Ltd.  
(Cycling)

Suntory Holdings Limited  
(Volleyball)

ArtSpaceDragonFly Inc.  
(Athletics)

Hitachi, Ltd.  
(Athletics and Basketball)

TOKYU LIVABLE, INC  
(Table Tennis)

HIGHRESO Co., Ltd.  
(Badminton)



## **Deaflympics Square Opening Event, First Media Conference, Media Tour, etc. Media Advisory**

### **1 Date and Time**

Friday 14 November, from 13:00 to 15:45

### **2 Location**

Deaflympics Square (\*)

National Olympics Memorial Youth Centre, 3-1 Yoyogi-Kamizonochō, Shibuya-ku, Tokyo, Japan

### **3 Contents**

(a) Deaflympics Square Opening Event

From 13:00 to 13:30 Culture Building Small Hall

(b) First Media Conference From 13:30 to 14:30 Culture Building Small Hall

Please see Annex 3 for further details.

(c) Media Tour from 14:45 to 15:45 in Deaflympics Square

The media tour will take you through the contents of the cultural and technical transmission area and the Lively area. After the media tour, there will also be a caravan car arrival ceremony and an introduction to deaf culture initiatives.

For your information, the Japanese delegation is also scheduled to hold a team formation ceremony at 19:00 on the same day.

Details on (a) and (c) will be provided at the 3rd TOKYO 2025 DEAFLYMPICS Press Seminar on Wednesday 5 November (see media advisory of 24 October 2025).

(\*) What is Deaflympics Square?

During the Games, the Deaflympics Square will be set up at the National Olympics Memorial Youth Centre as a base for various functions such as administration, transport and interaction between athletes.

In addition to serving as the operational base of the Games with functions such as Operation Office, transport hub, media centre and practice venue, Deaflympics Square will offer a variety of programmes, including universal communication and exchange using digital technology for athletes and visitors to enjoy, and opportunities to experience Tokyo's arts and culture.



[Contact] Tokyo Sport Benefits Corporation Deaflympics Preparation and Operation Office

<Relating to the Deaflympics Square Opening Event and Media Tour>

Games Management Division, External Relations Group

Tel: 03-6380-7838 Email: [exr\(at\)deaf2025.jp](mailto:exr(at)deaf2025.jp)

<Relating to Media Conferences and General Public Relations>

General Affairs Division, Public Relations Group

Tel: 03-6380-7765 Email: [media\(at\)deaf2025.jp](mailto:media(at)deaf2025.jp)

To prevent spam, some email addresses have been changed. Please replace (at) with @ when sending emails.

## Opening and Closing Ceremonies Media Advisory

### 1 Date, Time and Place of the Event

#### (1) Opening Ceremony

Saturday 15 November, from 16:30 to 19:00 (tentative).

Tokyo Metropolitan Gymnasium (1-17-1 Sendagaya, Shibuya-ku, Tokyo)

#### (2) Closing Ceremony

Wednesday 26 November, from 16:30 to 18:00 (tentative).

Tokyo Metropolitan Gymnasium (1-17-1 Sendagaya, Shibuya-ku, Tokyo)

### 2 Media Desk

#### (1) Opening Ceremony

Saturday 15 November, from 13:00 to 13:30 (tentative)

#### (2) Closing Ceremony

Wednesday 26 November, from 13:00 to 13:30 (tentative)

#### Place of Registration

Please enter through the entrance to car park 1.

Information on the registration area will be provided on the day.

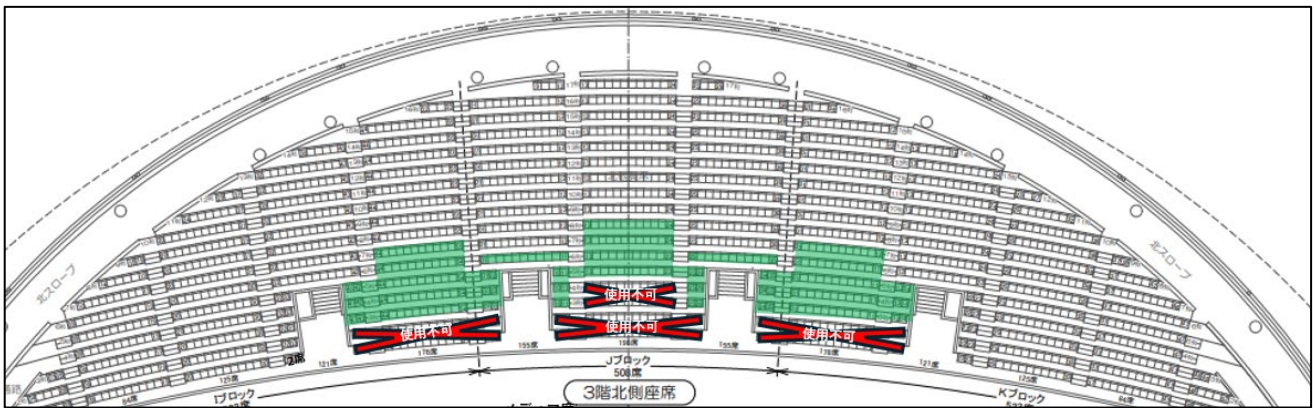


- There is no dedicated media parking. Please come by public transport on the day of the event.
- Please arrive near the 'entrance to car park 1' in the diagram above. Event staff will be on standby to guide you to registration.
- Please be punctual, as you will not be allowed to enter outside of registration hours.
- Please present your media ID card and two business cards at the media desk.
- A briefing will be held in the media room after the registration. Be sure to attend.

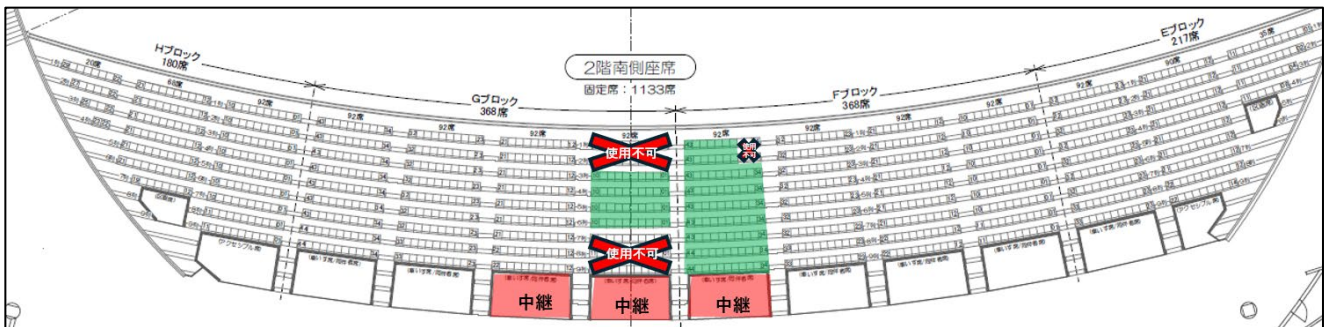
### 3 Photo/Video Position

#### (1) Opening Ceremony (in green)

[A] 3rd floor, north side \*Subject to change.

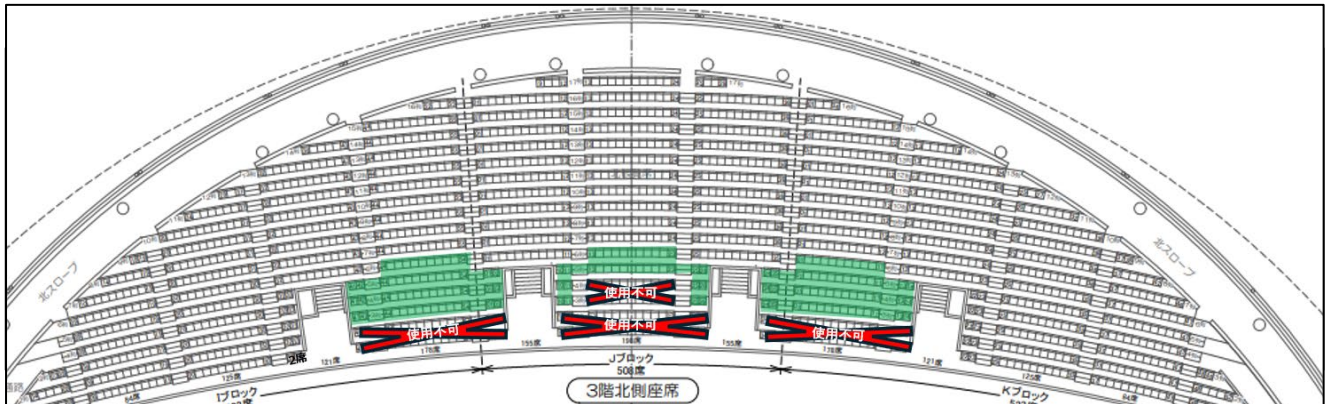


[B] 2nd floor, south side \*Subject to change.

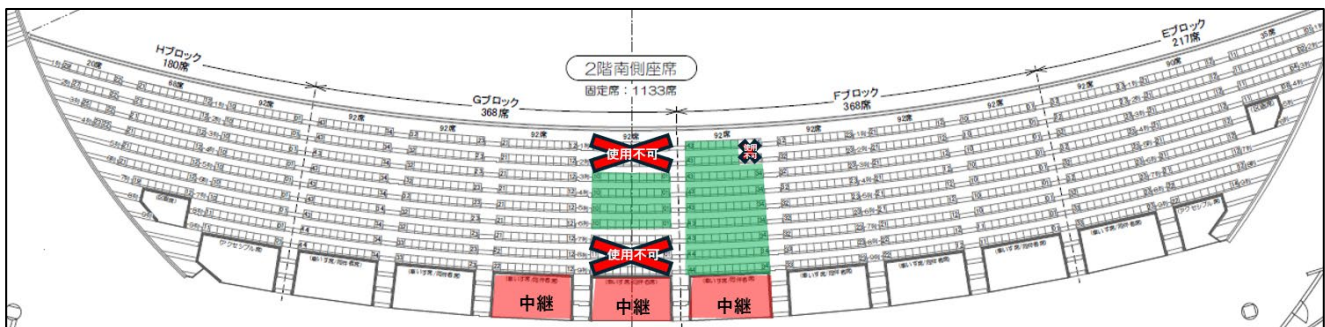


## (2) Closing Ceremony (in green)

[A] 3rd floor, north side \*Subject to change.



[B] 2nd floor, south side \*Subject to change.



## 4 Notes on Coverage

- Only companies that have obtained prior approval to broadcast or distribute a programme of 45 minutes or longer covering the ceremony on the day of the event will be permitted to do so.
  - Regarding the photo/video positions, priority will be given to the positions designated for broadcasting operators, and information will then be provided to media organizations that have applied for coverage.
  - Please note that priority will be given to television broadcasters affiliated with the Japan Broadcasting Corporation, the Japan Commercial Broadcasters Association, and the Japan Cable and Telecommunications Association (limited to one vehicle and up to three representatives per network), as well as to newspapers affiliated with the Japan Newspaper Publishers & Editors Association (limited to two representatives per company) and to overseas media.
  - If there are more applicants for coverage than the number of media seats remaining, a lottery will be held.
  - After the application deadline, notifications regarding the approval or disapproval of coverage will be sent sequentially to the e-mail address provided at the time of application.
- If you have not been notified by Thursday 13 November, please contact event management using the contact details at the end of this document.
- Due to the convenience of the venue, the seating position (block) where each programme is to be filmed during the ceremony will be designated in advance.
  - Please refrain from interviewing or filming outside the photo/video position designated by the project





organisation.

- Please be aware that due to the number of applications for coverage as well as safety considerations, restrictions may be placed on the use of tripods and other equipment.
- The organisation will provide footage of the Opening and Closing Ceremonies. If you wish to use it, please refer to the application details below and confirm the 'Guidelines for the use of video footage of the Tokyo 2025 Opening and Closing Ceremonies' before submitting your application.

An overview of the video material provided is as follows.

	Opening Ceremony	Closing Ceremony
<b>Main camera angles of the supplied footage</b>	Handheld and fixed camera footage at floor level, including the athletes' parade, as well as overhead shots from the arena	Handheld and fixed camera footage at floor level, including the athletes' parade, as well as overhead shots from the arena
<b>Method of provision</b>	Cloud service	Cloud service
<b>Where to apply</b>	<a href="https://deaflympics2025-games.jp/mediaInformation/those_involved/#gsc.tab=0">https://deaflympics2025-games.jp/mediaInformation/those_involved/#gsc.tab=0</a>	
<b>Supplied footage</b>	Full video of the Opening Ceremony.	Full video of the Closing Ceremony.
<b>Availability time</b>	Scheduled to be provided in real time.	Approx. 1-2 hours after the ceremony
<b>General</b>	<ul style="list-style-type: none"> <li>•None of the above are edited or processed for information &amp; communication accessibility (e.g. sign language interpreters, subtitles, etc.).</li> <li>•The programme of the ceremony should be displayed so that the audience can understand the programme, etc.</li> <li>•When using video material, the following should be mentioned: '© Tokyo Sport Benefits Corporation'. The timing of the display is not specified.</li> </ul>	

Local branching of video material is also possible at the Closing Ceremony.

	Opening Ceremony	Closing Ceremony
<b>On-site distribution of video materials</b>	-	<ul style="list-style-type: none"> <li>• Limited to one representative of an affiliate station; can be shared and used among each affiliate station.</li> <li>• The material provided is video footage that has not been edited or processed for information &amp; communication accessibility (e.g. sign language</li> </ul>



		<p>interpreting or subtitling).</p> <p>• Provided in HD-SDI (1080/59.94 i).</p> <p>* As the number of available feeds for signal distribution is limited, please make sure to make full use of the materials provided through the on-site feed.</p> <p><b><u>* Please note that materials cannot be received via OB trucks or other outside broadcast vehicles when distributing feeds. Be sure to bring your own recording device or other equipment.</u></b></p> <p><u>Please note that recording staff can enter the venue separately from photo/video staff. Please come to the media desk n at the same time as the photo/video crew.</u></p>
--	--	--

- If you do not carry your media ID card, you cannot conduct interviews. Please be sure to pick up your copy in advance and remember to bring it with you on the day of the event. In addition, your company's armband must be worn when conducting interviews.
- Audio line will be provided up to the audio distribution box (mult box) inside the venue.  
Please bring your own cables, recording equipment, and any required adaptors to connect from the mult box output to your own equipment. Please note that no power will be supplied.
- There is no dedicated parking for journalists. Use public transport or a taxi.
- There will be no parking available for OB trucks or equipment vehicles.
- On the day of the visit, please follow the instructions of the staff. If you do not follow instructions, you may be asked to leave the event.
- Please remain quiet in the hall.
- Please be considerate of the general public when taking photographs or video.
- The following are some of the items that are not permitted: Selling or renting photographs and videos taken during coverage of the ceremony, commercialising the photographs and videos in photo books and other publications, displaying the photographs and videos at exhibitions and other events, or using the photographs for commercial (sales) purposes or secondary use without authorisation.
- The image rights of the athletes, managers, coaches and performers have been secured by the organisers and other relevant parties.
- The organisers and others will use the personal information, etc. provided in this application to the extent



necessary for work related to the coverage of the event and other work.

[Contact] Tokyo Sport Benefits Corporation Deaflympics Preparation and Operation Office

<Relating to the Opening and Closing Ceremonies>

Protocol Division, Protocol Group

Tel: 03-6380-7874 Email address: ceremony(at)deaf2025.com

To prevent spam, some email addresses have been changed. Please replace (at) with @  
when sending emails.



## Media Conferences and Other Media Advisory

### 1 Dates and Venues

#### (1) First Media Conference

Friday 14 November, from 13:30 to 14:30, Deaflympics Square, Culture Building, Small Hall.

#### (2) Press Briefings

Monday 17 November, from 10:30 to 12:00 Deaflympics Square, Centre Building, Media Conference Room

#### (3) Second Media Conference

Thursday 20 November, from 10:30 to 12:00, Deaflympics Square, Centre Building, Media Conference Room

#### (4) Third Media Conference

Wednesday 26 November, from 11:00 to 12:30 Deaflympics Square, Centre Building, Media Conference Room

### 2 Contents

#### (1) First Media Conference Friday 14 November, from 13:30 to 14:30, Small Hall

##### ■ Greetings from the organisers and others

Adam KOSA, President, International Committee of Sports for the Deaf ('ICSD')

Japanese Federation of the Deaf, Organising Committee of Deaflympics

("Organising Committee ")

HISAMATSU Mitsuji, Chairperson

Tokyo Sport Benefits Corporation Deaflympics Preparation and Operation Office

("Deaflympics Preparation and Operation Office")

KITAJIMA Takashi, Chief Operating Officer

ITAKURA Hiroyasu, General Affairs Division Senior Manager

##### ■ Presentations by Sponsors

Guest speaker: ASICS

TOYOTA MOTOR CORPORATION

SoftBank Corp.

#### (2) Press Briefing Monday 17 November, from 10:30 to 12:00 Media conference room

Deaf culture and the initiatives of the National University Corporation Tsukuba University of Technology will be introduced.

##### ■ Game Management

Speakers: Tokyo Sport Benefits Corporation Deaflympics Preparation and Operation Office

KITAJIMA Takashi, Chief Operating Officer; ITAKURA Hiroyasu, General Affairs Division Senior Manager

##### ■ On the Culture of the Deaf

Speaker: KURANO Naoki, Secretary General, Organising Committee of Deaflympics, Japanese



Federation of the Deaf

■Presentation by Tsukuba University of Technology

Guest Speakers: ISHIHARA Yasushi, President; NAKAJIMA Yukinori, Professor, National University Corporation Tsukuba University of Technology

(3) Second Media Conference Thursday 20 November, from 10:30 to 12:00 Media conference room

■Game Management (interim summary)

Speakers: ICSD OSUGI Yutaka, Vice-president; Jürgen ENDRES, Sport director,

HISAMATSU Mitsuji, Chairperson, Organising Committee of Deaflympics, Japanese

Federation of the Deaf

Tokyo Sport Benefits Corporation Deaflympics Preparation and Operation Office

KITAJIMA Takashi, Chief Operating Officer

ITAKURA Hiroyasu, General Affairs Division Senior Manager

■Activities of Game Ambassadors

Guest Speaker: KAWAMATA Ikumi, Tokyo 2025 Deaflympics Ambassadors

(4) Third Media Conference Wednesday 26 November, from 11:00 to 12:30 Media conference room

■ Game Summaries, Closing Ceremonies, etc.

Speaker: Adam KOSA, ICSD President

HISAMATSU Mitsuji, Chairperson, Organising Committee of Deaflympics, Japanese

Federation of the Deaf

Tokyo Sport Benefits Corporation Deaflympics Preparation and Operation Office

KITAJIMA Takashi, Chief Operating Officer

ITAKURA Hiroyasu, General Affairs Division Senior Manager

### 3 Reception

The reception desk on the day of the event will be as follows, please be punctual. At the reception desk, please present your media ID Card and two business cards.

(1) First Media Conference Friday 14 November, from 12:40 to 13:10, Small Hall

(2) Press Briefing Monday 17 November, from 9:40 to 10:10 Media conference room

(3) Second Media Conference Thursday 20 November, from 9:40 to 10:10 Media conference room

(4) Third Media Conference Wednesday, 26 November, from 10:10 to 10:40 Media conference room

### 4 Points to Note Regarding Coverage

- Due to venue restrictions, etc., if there are too many applicants, a lottery will be held.
- The event will be live streamed via YouTube (<https://www.youtube.com/@TOKYO2025DEAFLYMPICS>); however, due to time constraints, only media present on site will be able to take questions.
- Please note that the order of photography position is based on the order of receipt. Priority will be given to media using ENG in terms of camera positions for the video.



- Please note in advance that on the day of the event, official video and still photographers will be in position for filming.
- Please note that the use of tripods may be restricted due to the number of applications for coverage as well as for safety reasons.
- If you do not carry your media ID Card, you cannot conduct interview. Please make sure to pick up your ID Card in advance and remember to bring it with you on the day of the event. In addition, your company's armband must be worn when conducting interviews.
- There is no power supply for cameras.
- Audio lines will be provided.
- On the day of the visit, please follow the instructions of the staff. If you do not follow the instructions, you may be asked to leave the event.
- Please remain quiet in the hall. Please refrain from any activity other than covering the event.
- There is no parking space for vehicles with relays and equipment.
- There is no dedicated parking for journalists Use public transport or a taxi.
- The organisers and others will use the personal information, etc. provided in this application to the extent necessary for work related to the coverage of the event and other work.

[Contact] Tokyo Sport Benefits Corporation Deaflympics Preparation and Operation Office  
General Affairs Division, Public Relations Group  
Tel: 03-6380-7765 Email: media(at)deaf2025.jp

To prevent spam, some email addresses have been changed. Please replace (at) with @ when sending emails.

## Orienteering Event Media Advisory

### 1 Date, Time and Place of the Event

#### (1) Hibiya Park and Hibiya area

- (a) Date and time Saturday 15 November, from 8:00 Sprint distance  
Sunday 16 November (i) Sprint relay from 8:00  
(ii) Super sprint relay from 12:00

(a) Location Hibiya Park, Chiyoda-ku, Tokyo

#### (2) Izu Oshima

- (a) Date and time Thursday 20 November, from 10:00 Middle distance  
Friday 21 November, from 9.00 Long distance  
Sunday 23 November, from 10:00 Relay

(b) Location Senzugunya, Oshima-machi, Tokyo

※ Event times are subject to change.

### 2 Media Reception

#### (1) Hibiya Park and Hibiya area

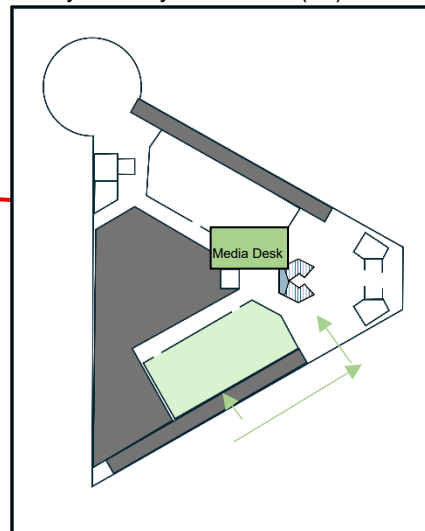
- a. Date and time Saturday 15 November, from 6:45 to 7:15  
Sunday 16 November, (i) from 6:45 to 7:15  
(ii) from 10:45 to 11:15

(a) Location Hibiya Library&Museum, 1st floor

<Hibiya Park>

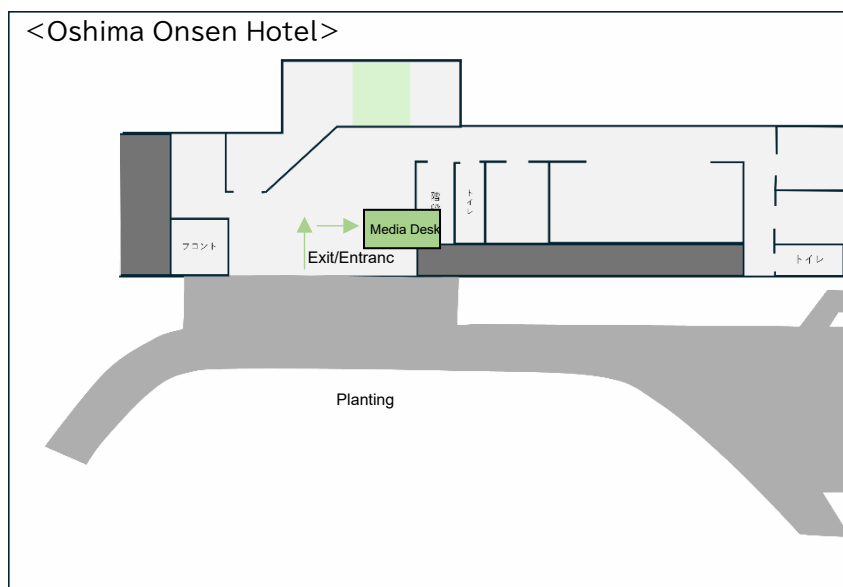


<Hibiya Library & Museum (1F)>



#### (2) Izu Oshima

- a. Date and time Thursday 20 November, from 9:00 to 9:30  
Friday 21 November, from 8:00 to 8:30  
Sunday 23 November, from 9:00 to 9:30
- b. Location Oshima Onsen Hotel, 1st floor.



**Please be punctual on the day of registration.**

**Please note that a briefing will be held after registration. Be sure to attend.**

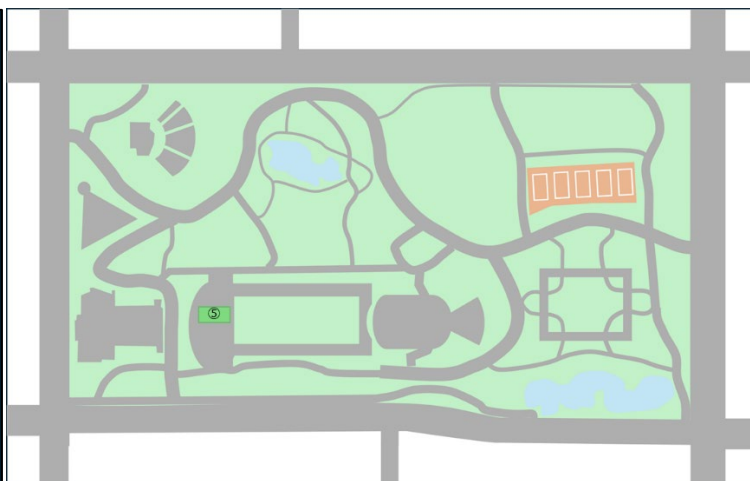
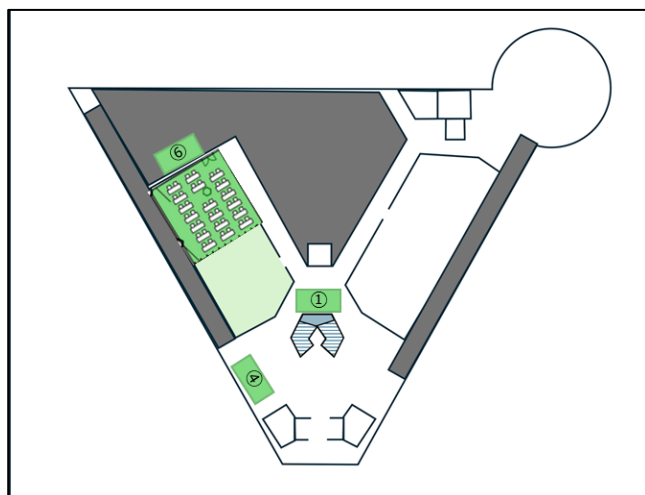
### 3 Points to Note Regarding Coverage

#### (1) Hibiya Park and Hibiya area

##### a. Media Area

#### [Hibiya Library & Museum (1F)]

#### [Hibiya Park]



\*For details on (ii) and (iii), see below.

(i) Media Desk (ii) Media Seating (iii) Filming Area (iv) Interview Space (v) Ceremony (vi) Media Working Space

#### (i) Media Desk

• The media desk is located on the ground floor of the Hibiya Library & Museum.



- Media ID cards and bibs must be worn at all times while conducting interviews.

Please note that if you forget your media ID card, you will not be allowed to cover the event. Please pick up a copy in advance at the Media Centre in Deaflympics Square. ID cards and bibs can be picked up at the Media Centre in Deaflympics Square from Tuesday 11 November.

- Please submit two business cards.

#### (ii) Media Seating

- No media seating.

#### (iii) Photo/Video Position

- Due to the nature of the event, the photo/video position will be announced on the day.

Please note that the Sprint Distance on Saturday 15 will be divided into a start area and a finish area. As it takes approximately 10 minutes to walk between both areas, it may not be possible for one photo/video crew to photo/video both the start and finish of the same athlete.

Other areas in the park will also be available for photo/video.

- Tripods and other camera stands are allowed, but their use may be restricted depending on the conditions in the photo/video position.
- During the event, you can photo/video from the photo/video position that will be shown to you on the day. Please use the space in a concessionary manner.
- Please note for the events that have many requests for coverage in a particular photo/video position, the media desk will be open on a first-come, first-served basis.
- When moving around during the event, please follow the instructions of the guidance staff so as not to impede the progress of the athletes.
- It is not possible to take up a space across the day.
- Interviews with athletes are not permitted in the photo/video position.
- If one representative of an affiliate has already applied for use of the event footage, the footage can be downloaded from the cloud and used without editing or processing for Information & Communication Accessibility (sign language interpretation, subtitles, etc.). Downloaded footage can be shared and used among affiliated stations.

#### (iv) Interview Space (Hibiya Library & Museum)

- After the event, interviews can be conducted in turn in the interview space.
- For information on calling out to athletes, please ask the athletes in front of the stairs outside the Hibiya Library & Museum.
- Hand-held whiteboards are available for free use.
- If there is a concentration of requests for interviews for a particular athlete, on-the-spot interview by surrounding reporters may be adopted. • Questions in this case should be asked in the order of video, then print journalist.
- Japanese sign language interpreters will be deployed in the interview space.
- The audio of the Japanese sign language interpreter is available for use by the media.

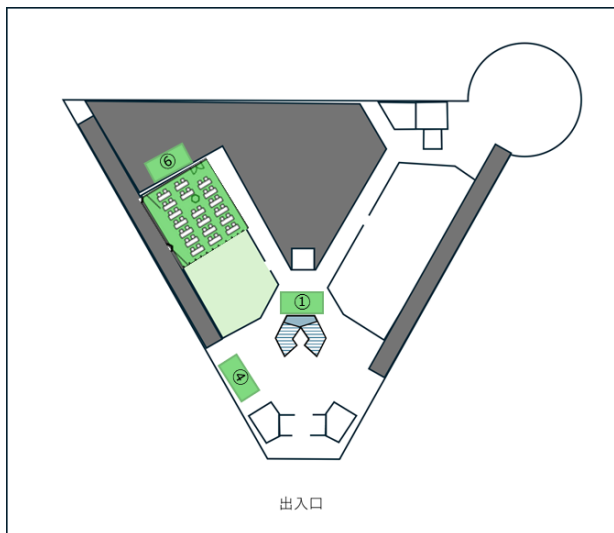


- No lighting or audio equipment will be provided for coverage. When using lighting, please ensure that both the sign language interpreter and the athlete can see each other clearly.
- Please give consideration to the position of the Japanese sign language interpreter.
- Athletes can wear hearing aids and other devices in the interview space.
- The communication methods of each athlete are different. Please check with the athletes about their communication methods before interviewing them.
- First confirm with the athletes when they are available for interviews. Please note that the standard duration for interviews with individual athletes is five minutes per media outlet.

#### (v) Ceremony

- Medal Ceremony will be held approximately one hour after the completion of all competitions on the day.
- Media will be directed to the Medal Ceremony photo/video position before the start of the Medal Ceremony. The photo session is timed to take place at the Medal Ceremony.
- After the Medal Ceremony, medallists are directed to the interview space.
- Please ensure that the sign language interpreter is not visible when filming.
- The location of the event may be subject to change due to inclement weather or other conditions.

#### (vi) Media Working Space (Hibiya Library & Museum)



- Power supply is available at each seat. Please use a limited number of these, and please share them with others.
- A Wi-Fi environment is available. Sufficient transmission speeds may not be ensured, however due to the large number of media.
- Please take responsibility for your own valuables.
- It is not possible to take up a space across the day.
- Equipment cannot be checked in.
- Available from one hour before the start of the event until one and a half hours after the end of the Medal Ceremony. Please be punctual.



#### (vii) Parking and Equipment Loading

- There is no dedicated media parking. Please use public transport.
- No parking is available for equipment delivery.

#### (b) Notes

##### (i) Notes on Coverage

- Orienteering paths are not unidirectional. Orienteering paths are not unidirectional. Photographers should observe the athletes' movements and take care to ensure that their paths are not blocked.
- Take care not to give out event information, such as pointing in the direction the athlete should be heading or indicating the distance between runners
- Please refrain from chasing runner.
- In orienteering, athletes start at different times, so the order in which they finish is not necessarily the order in which they start. Please keep this in mind during interviews and media coverage.
- The time required from start to finish varies from athlete to athlete. • Please note that there is no guarantee that a single camera will be able to photograph the start and finish areas of the same rider during the sprint distance on Saturday 15.
- Please refrain from eating and drinking in the Hibiya Library & Museum.

##### (ii) Official Records

- The provisional preliminary record can be accessed and viewed at the venue via the link provided on the day of the event. Please note that this is provisional and subject to change.
- The finalised official record will be published on the website after the event and after confirmation by the sports director. ( <https://deaflympics2025-games.jp/> )

##### (iii) Information & Communication Accessibility

- Japanese sign language interpreters will be deployed in the interview space. The audio of the Japanese sign language interpreter is available for use by the media.
- The method of communication differs depending on the athlete. Please respect the athletes when conducting interviews.
- Some athletes do not use sign language. Please plan for multiple communication methods in advance.

##### (iv) Competition Video Streaming

- Event videos will be available on the official YouTube channel

(<https://www.youtube.com/@TOKYO2025DEAFLYMPICS>).

- Commentary, Japanese sign Language and international sign interpretations, and Japanese and English subtitles will be provided

##### (v) Photography of Facility Exteriors, etc.



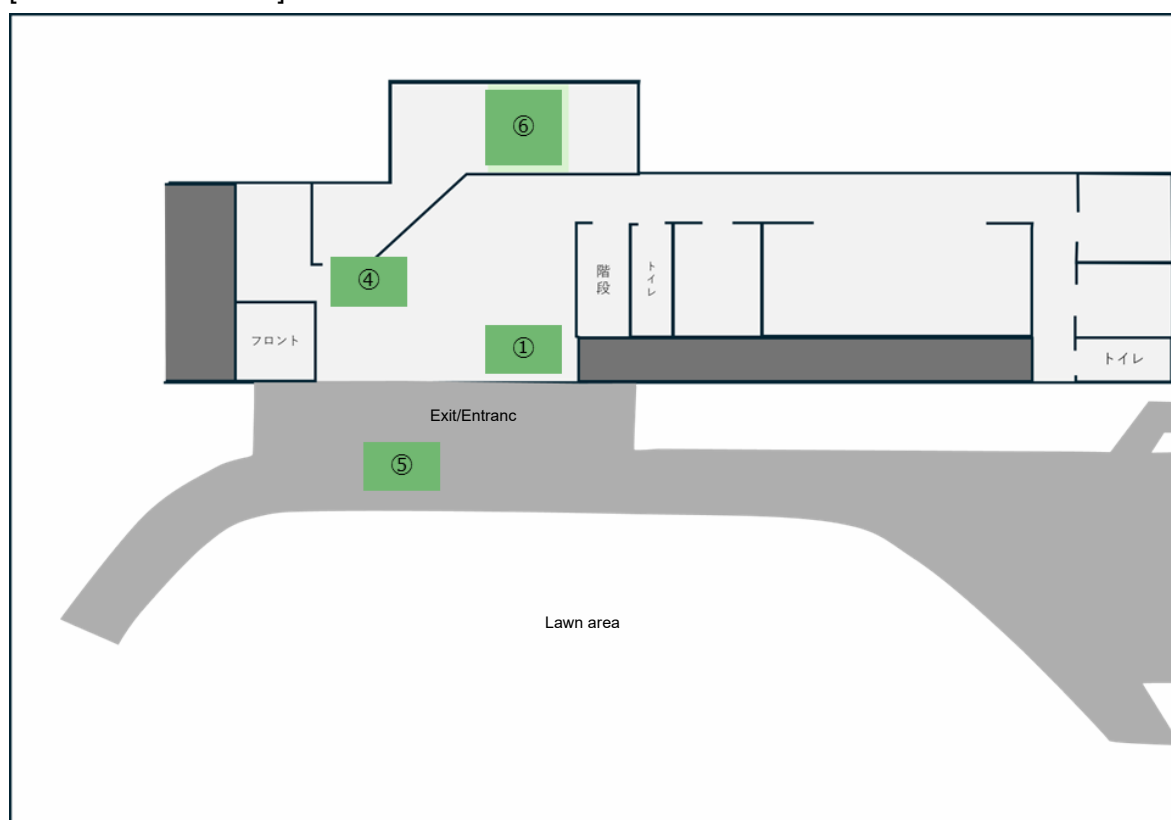


- Please ensure that the toilet area in the park is not shown.
- Please be aware that there will be many passers-by, so please be careful when filming to avoid reflections. If there is any reflection, the media are requested to check their portrait rights and take this into consideration.

## (2) Izu Oshima

### a. Media Area

[Oshima Onsen Hotel]



For details on (ii) and (iii), see below.

(i) Media Desk (ii) Media Seating (iii) Photo/Video Position (iv) Interview Space (v) Ceremony (vi) Media Working Space

#### (i) Media Desk

- Desk opens one hour before the event starts.
- Media ID cards and bibs must be worn at all times while conducting interviews.  
Please note that if you forget your media ID card, you will not be allowed to cover the event. Please pick up a copy in advance at the Media Centre in Deaflympics Square. ID cards and bibs can be picked up at the Media Centre in Deaflympics Square from Tuesday 11 November.
- Please submit two business cards.



#### (ii) Media Seating

- No media seating.

#### (iii) Photo/Video Position

- Due to the nature of the event, the photo/video position will be announced on the day.
- Please follow the instructions of staff when moving to the photo/video position.
- During the event, you can photo/video from the photo/video position that will be shown to you on the day. Please use the space in a concessionary manner.
- When moving around during the event, please follow the instructions of the guidance staff so as not to impede the progress of the athletes.
- It is not possible to take up a space across the day.

Tripods and other camera stands are allowed, but their use may be restricted depending on the conditions in the photo/video position.

- Please note for the events that have many requests for coverage in a particular photo/video position, the media desk will be open on a first-come, first-served basis.
- Interviews with athletes are not permitted in the photo/video position.
- If one representative of an affiliate has already applied for use of the event footage, the footage can be downloaded from the cloud and used without editing or processing for Information & Communication Accessibility (sign language interpretation, subtitles, etc.). Downloaded footage can be shared and used among affiliated stations.

#### (iv) Interview Space (in Oshima Onsen Hotel).

- After the event, interviews can be conducted in turn in the interview space.
- For calling out to athletes, please ask athletes near the interview space.
- Hand-held whiteboards are available for free use.
- If there is a concentration of requests for interviews for a particular athlete, on-the-spot interview by surrounding reporters may be adopted. • Questions in this case should be asked in the order of video, then print journalist.
- Japanese sign language interpreters will be deployed in the interview space.
- The audio of the Japanese sign language interpreter is available for use by the media.
- No lighting or audio equipment will be installed for the coverage. When using lighting, take into account the need for the sign language interpreter to see the athlete.
- Please give consideration to the position of the Japanese sign language interpreter.
- Athletes can wear hearing aids and other devices in the interview space.
- The communication methods of each athlete are different. Please check with the athletes about their communication methods before interviewing them.
- First confirm with the athletes when they are available for interviews. Please note that the standard duration for interviews with individual athletes is five minutes per media outlet.

#### (v) Ceremony



- Medal Ceremony will be held approximately one hour after the completion of all competitions on the day.
- Media will be directed to the Medal Ceremony photo/video position before the start of the Medal Ceremony.
- The photo session is timed to take place at the Medal Ceremony.
- After the Medal Ceremony, medallists are directed to the interview area.
- Please ensure that the sign language interpreter is not visible when filming.
- The location of the event may be subject to change due to inclement weather or other conditions.

(vi) Media Working Space (in Oshima Onsen Hotel).

- Power supply is available at each seat. Please use a limited number of these, and please share them with others.
- A Wi-Fi environment is available. Sufficient transmission speeds may not be ensured, however due to the large number of media.
- Please take responsibility for your own valuables.
- It is not possible to take up a space across the day.
- Equipment cannot be checked in.
- Available from one hour before the start of the event until one and a half hours after the end of the Medal Ceremony. Please be punctual.

(vii) Parking and Equipment Loading.

- There is no dedicated media parking. Taxis (advance booking recommended).

Please note that taxis are not allowed to enter the hotel entrance. Please disembark at the entrance to the Oshima Hot Spa Hotel area (where vehicle traffic restrictions are enforced).

No parking is available for equipment delivery.

(a) Notes

(i) Notes on Coverage

- Orienteering paths are not unidirectional. Orienteering paths are not unidirectional. Photographers should observe the athletes' movements and take care to ensure that their paths are not blocked.
- Take care not to give out event information, such as pointing in the direction the athlete should be heading or indicating the distance between runners
- Please refrain from chasing runner.
- In orienteering, athletes start at different times, so the order in which they finish is not necessarily the order in which they start. • Please keep this in mind during interviews and media coverage.

(ii) Official Records.

- The provisional preliminary record can be accessed and viewed at the venue via the link provided on the day of the event.

The finalised official record will be published on the website after the event and after confirmation by the sports



director. ( <https://deaflympics2025-games.jp/> )

### (iii) Information & Communication Accessibility

- Japanese sign language interpreters will be deployed in the interview spaces. Audio and other information from sign language interpreters is also available for use by the media.
- The method of communication differs depending on the athlete. Please respect the athletes when conducting interviews.
- Some athletes do not use sign language. Please plan for multiple communication methods in advance.

### (iv) Competition Video Streaming

- Event videos will be available on the official YouTube channel (<https://www.youtube.com/@TOKYO2025DEAFLYMPICS>).
- Video is filmed at several locations on the course, with commentary, Japanese and international sign language interpretations, Japanese and English subtitles.

### (v) Photography of Facility Exteriors, etc.

Please conduct interviews and photo/video in designated areas.

[Contact] Tokyo Sport Benefits Corporation Deaflympics Preparation and Operation Office General Affairs Division, Public Relations Group

Address: 14F Aomi Frontier Building, 2-4-24 Aomi, Koto-ku, Tokyo

Tel: 03-6380-7765 Email: [media\(at\)deaf2025.jp](mailto:media(at)deaf2025.jp)

To prevent spam, some email addresses have been changed. Please replace (at) with @ when sending emails.

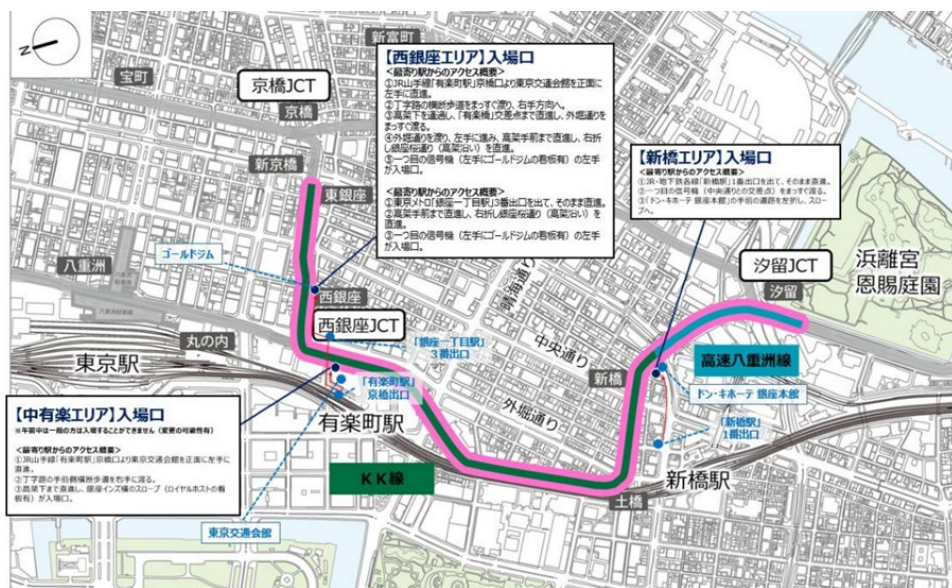
## Athletics (marathon) Media Advisory

## 1 Date, Time and Place of the Event

(1) Date and time of event start: Tuesday 25 November, 10:00 \*Men and women start at the same time.

(2) Location Tokyo Expressway and a part of Yaesu Route, Metropolitan Expressway

(a) General view of the competition venue



※マラソン競技日（11/25）以外の日は、マラソン会場には入れません。

(b) Information on each area.

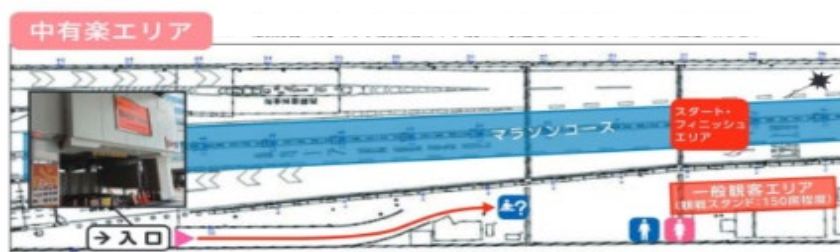
Central-Yuraku Area \*No public access in the morning (subject to change).

[Train]

- Approx. 3-min. walk from Yurakucho Station on the JR Yamanote and Keihin-Tohoku Lines.
- Tokyo Metro Yurakucho Line Ginza Itchome Station, Exit 2, approx. 1-min. walk.

[BUS]

- Approx. 5-min. walk from the Sukiwabashi bus stop on the Toei Bus Line.



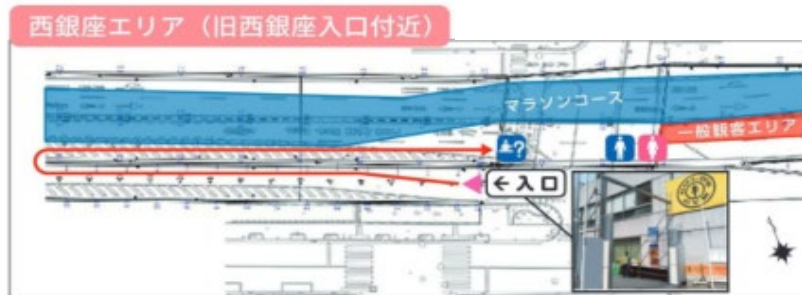
### Nishi-Ginza area (near the former Nishi-Ginza entrance)

#### [Train]

- Approx. 5-min. walk from Yurakucho Station on the JR Yamanote and Keihin-Tohoku Lines.
- Tokyo Metro Yurakucho Line Ginza Itchome Station, Exit 3, approx. 3-min. walk.

#### [BUS]

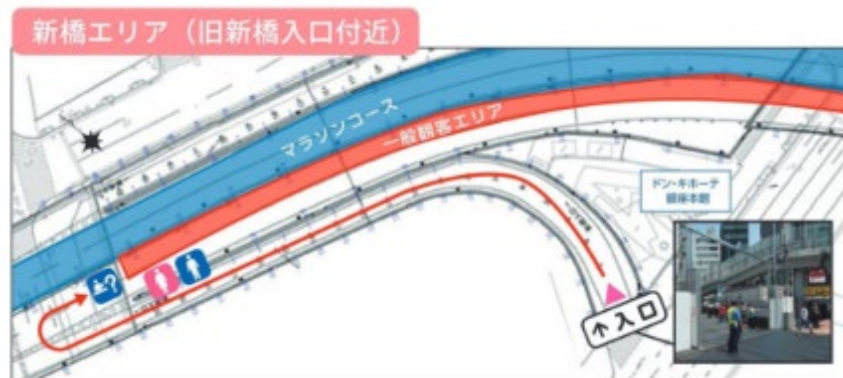
- Approx. 8-min. walk from the Sukiyabashi bus stop on the Toei Bus.



### Shimbashi area (near the old Shimbashi entrance)

#### [Train]

- JR Yamanote and Keihin-Tohoku lines, Shimbashi Station on the new Yurikamome Line (6-min. walk from the station).
- Tokyo Metro Ginza Line, Toei Asakusa Line, Shimbashi Station, Exit 1, approx. 4-min. walk.



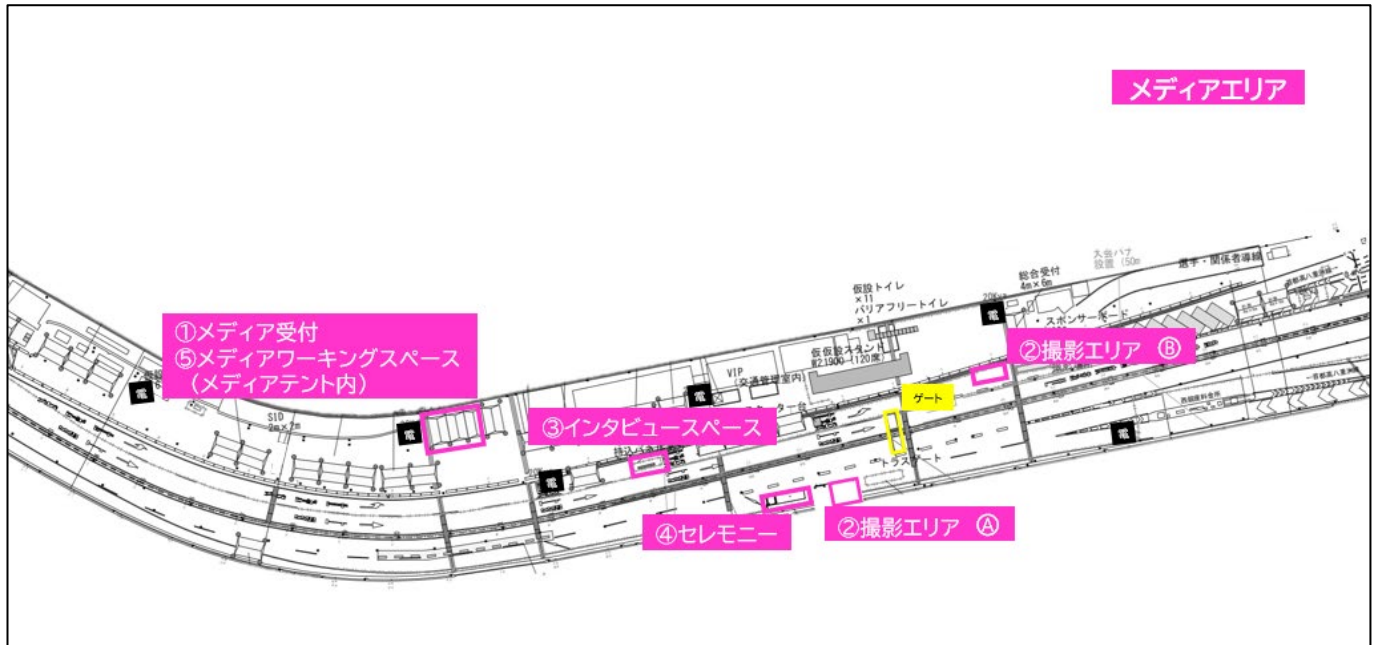




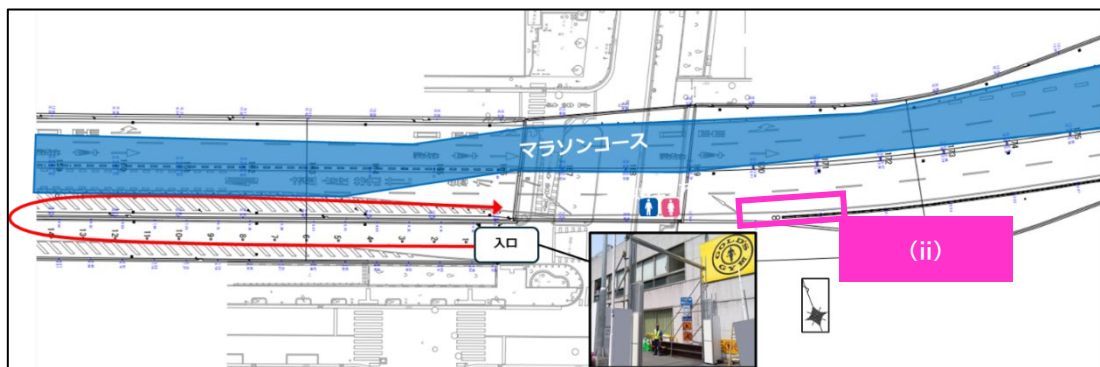
- The media desk is in the media tent in the Central-Yuraku area. If you wish to photo/video in the Nishi-Ginza area or the Shimbashi area (see (ii) Photo/Video Position), **please make sure to complete the registration at the Central-Yuraku area media desk before proceeding to the photo/video position.**
- Media desk opens at 8:30. Until the media desk opens, please wait on the hill at the entrance to the Central-Yuraku area and follow the instructions of the staff to avoid disturbing the neighbourhood.  
Please note that due to limited space, as described below in section (ii) 'Photo/Video Position', some of the photo/video position areas will be available on a first-come, first-served basis, so please pick up a number tag at media desk.
- **Please be punctual on the day of registration.**  
**A briefing will be held after the registration deadline around 9:00. Be sure to attend.**
- Media ID cards and bibs must be worn at all times while conducting interviews.  
Please note that if you forget your media ID card, you will not be allowed to cover the event. Please pick up a copy in advance at the Media Centre in Deaflympics Square. ID cards and bibs can be picked up at the Media Centre in Deaflympics Square from Tuesday 11 November.
- Please submit two business cards.

(ii) Photo/Video Position

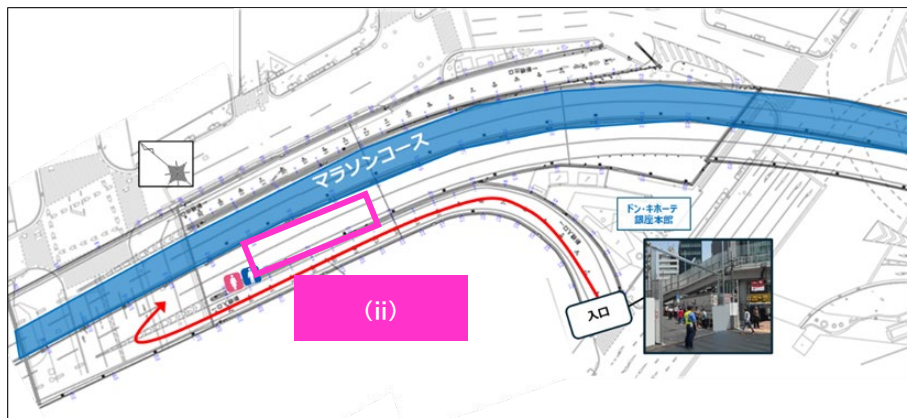
[Central-Yuraku Area] \* Start/finish point



[Nishi-Ginza area]



[Shimbashi area]







- Three photo/video position areas have been set up. (Central-Yuraku area, Nishi-Ginza area and Shimbashi area)
- Photo/video is not allowed outside the filming area. Please note that photo/video outside of pre-determined locations is not permitted.
- The Central-Yuraku area has two shooting areas (A and B). Area A is the photo/video position at the start and area B is the photo/video position at the finish.  
Please follow the instructions of the staff when moving around the photo/video position.
- Television (video) filming will be handled by the designated representative of the Sports News Association.
- It is not possible to move between the different areas on the course. If you want to go to another area, move off the road.
- Except when instructed to do so by an event official, you are generally not allowed to cross the course during the event (approximately 4 hours).
- Please follow the instructions of the staff in each area.
- The photo/video position is small, so please be considerate of others.
- Stepladders, tripods and other camera stands, filming poles, chairs, etc. may be brought in, but their use may be restricted depending on the conditions in the photo/video position.
- Interviews with athletes are not permitted in the photo/video position.
- Please do not talk during the start signal.
- The photo/video position will be available until after the end of the medal ceremony. Please be punctual.

#### (iv) Interview Space

- After the event, interviews can be conducted in turn in the interview space.
- For calling out to athletes, please ask athletes near the team tent area.
- Please follow the instructions of the staff when covering the event.
- Hand-held whiteboards are available for free use.
- If there is a concentration of requests for interviews for a particular athlete, on-the-spot interview by surrounding reporters may be adopted. Questions in this case should be asked in the order of video, then print journalist.
- No lighting or audio equipment will be provided for coverage. When using lighting, please ensure that both the sign language interpreter and the athlete can see each other clearly.
- Please take into consideration that the position of the sign language interpreter has priority over the athletes.
- Hearing aids and other devices can be worn in the interview space. However, no one can be forced to wear them and everyone should be encouraged to communicate accordingly.
- Japanese sign language interpreters will be deployed in the interview spaces.
- The audio of the Japanese sign language interpreter is available for use by the media.



- The communication methods of each athlete are different. Please check with the athletes about their communication methods before interviewing them.
- First confirm with the athletes when they are available for interviews. Please note that the standard duration for interviews with individual athletes is five minutes per media outlet.

#### (v) Ceremony

- All ceremony (medal ceremony) is held after the competition.
- Media are invited to the ceremony (medal ceremony) photo/video position before the ceremony (medal ceremony) starts.
- The photo session is timed to take place at the medal ceremony.
- After the medal ceremony, medallists are directed to the interview space.
- Please ensure that the sign language interpreter is not visible when filming.

#### (vi) Media Working Space (in the media tent)

- Seating is available in the media working space (in the media tent).
- A Wi-Fi environment is available. Sufficient transmission speeds may not be ensured, however, due to the large number of media.
- Do not take power from any source other than the media working space.
- No monitors are available to show the event. To watch the event, please access the video stream on YouTube (<https://www.youtube.com/@TOKYO2025DEAFLYMPICS>) on your own PC or smartphone.
- Please take responsibility for your own valuables.
- It is not possible to take up a space across the day.
- Equipment and other items cannot be checked in.
- Available from one hour before the start of the event until one and a half hours after the end of the event. Please be punctual.

#### (vii) Parking and Equipment Loading

- There is no dedicated media parking. Please use public transport.

No parking is available for equipment delivery.

#### (viii) Other

- Follow the instructions of the staff.
- During the event (around 4 hours), traversing the course is generally not allowed.
- Please use the toilets for the general public.
- If one representative of an affiliate has already applied for use of the event footage, the footage can be downloaded from the cloud and used without editing or processing for Information & Communication Accessibility (sign language interpretation, subtitles, etc.). Downloaded footage can be shared and used among affiliated stations.



- Please refrain from using hats and umbrellas as the wind is strong and objects are likely to be blown away. In the event of rain, please bring a mackintosh.
- Please follow the instructions of the referees and officials in each area.
- Please refrain from interviewing athletes, managers, coaches, etc. alone during the Deaflympics games.
- No coverage or photo/video is permitted outside the designated area or at the practice venue.
- Technical areas such as the competition headquarters, recording room and printing room are off limits.
- Radio communication devices such as shutter remote controls and wireless microphones that do not have a radio station licence in Japan are not permitted. A radio station licence and a radio operator licence are required to use radio communication equipment in Japan. Please do not bring in radio communication equipment if you do not have a radio station licence and a radio operator's certificate.

#### <Initiatives on nuisance filming>

When photo/video, please refrain from getting excessively close to the athletes or photo/video at angles that may cause them distress. We would also appreciate it if you would take into consideration prior to use whether the athletes might find certain photos offensive.

## 4 Notes

### (i) Official Records

- The finalised official record will be published on the website after the event and after confirmation by the sports director. ( <https://deaflympics2025-games.jp/> )
- The official record will be posted in the media working space. It will also be posted on the website.

### (ii) Information & Communication Accessibility

- Japanese sign language interpreters will be deployed for the interviews after the medal ceremony. Other than these, however, no sign language interpreters will be arranged by the management.
- The method of communication differs depending on the athlete. Please respect the athletes when conducting interviews.
- Some athletes do not use sign language. Please plan for multiple communication methods in advance.

### (iii) Competition Video Distribution

- Event videos will be available on the official YouTube channel (<https://www.youtube.com/@TOKYO2025DEAFLYMPICS>).
- The video will be taken with multiple cameras and will include commentary, Japanese and international sign language interpretation, Japanese and English subtitles.

### (iv) Photography of Facility Exteriors, etc.



Please note that photographs and videos taken during this interview are for media use only.

[Contact] Tokyo Sport Benefits Corporation Deaflympics Preparation and Operation Office General Affairs Division,  
Public Relations Group

Address: 14F Aomi Frontier Building, 2-4-24 Aomi, Koto-ku, Tokyo

Tel: 03-6380-7765 Email: media(at)deaf2025.jp

To prevent spam, some email addresses have been changed. Please replace (at) with @ when sending emails.