

# TEAM LEADERS' GUIDE

## Table Tennis



# Table of Contents

## 1. Overview

- 1.1 Competition Overview
- 1.2 Schedule
- 1.3 Competition Format
- 1.4 Rules

## 2. Competition

- 2.1 Competition Schedule
- 2.1 Practice Schedule
- 2.3 Call Area
- 2.4 Technical Meeting
- 2.5 Hearing Devices Restricted Area
- 2.6 Information Accessibility in Table Tennis
- 2.7 Interview Area
- 2.8 High-Five with Children Upon Entry

## 3. Venue

- 3.1 Access
- 3.2 Venue Map
- 3.3 Venue Entry
- 3.4 ID Card
- 3.5 Transportation Services
- 3.6 Venue Services
  - 3.6.1 Warm-up Area
  - 3.6.2 Changing Rooms/Shower
  - 3.6.3 Food and Beverage Services
  - 3.6.4 Sports Information Desk (SID)
  - 3.6.5
  - 3.6.6 Rubber Exchange Station
  - 3.6.7 Racket Control
- 3.7 Security



## Welcome Message

Dear Athletes and Team Officials,

We are delighted to welcome you to Tokyo and thank you for your participation in TOKYO 2025 DEAFLYMPICS.

This guide has been prepared to provide you with essential information to ensure your experience here is smooth, productive, and enjoyable.

We have been working diligently to support all delegations and create an environment where you can perform at your best and feel at home. We hope that your time here will be both successful in competition and rich in cultural exchange and friendships.

We wish you a safe, memorable, and inspiring stay.

## About this Team Leaders' Guide

Published in November 2025, this Team Leaders' Guide offers a summary of competition-related material about the Badminton competition at TOKYO 2025 DEAFLYMPICS and provides a variety of information aimed at helping teams in planning and preparation.

# 1.Overview

## 1.1 Competition Overview

Tokyo 2025 Deaflympics table tennis competition will be held at the Tokyo Metropolitan Gymnasium from Tuesday, November 18 to Monday, November 24.

The competition consists of the following events:

| Event         | Men | Women | Mixed |
|---------------|-----|-------|-------|
| Singles       | ✓   | ✓     |       |
| Doubles       | ✓   | ✓     |       |
| Mixed Doubles |     |       | ✓     |
| Team          | ✓   | ✓     |       |

A total of XX players (XX men, XX women) are scheduled to participate in the table tennis competition.

### Participating NOCs

| MEN   |  |  |  |  |
|-------|--|--|--|--|
|       |  |  |  |  |
|       |  |  |  |  |
|       |  |  |  |  |
| WOMEN |  |  |  |  |
|       |  |  |  |  |
|       |  |  |  |  |
|       |  |  |  |  |

※After entry deadline update

## 1.2 Schedule

|                   |   |
|-------------------|---|
| November 1, 2025  | Final Registration List Submission Deadline<br>(Including Player Names) |
| November 15, 2025 | Opening Ceremony  |
| November 16, 2025 | Official Practice   |
| November 17, 2025 | Technical Meeting / Official Practice                                   |
| November 18, 2025 | Mixed Doubles   |
| November 19, 2025 | Men's Doubles / Women's Doubles   |
| November 20, 2025 | Men's Singles 1st Stage / Women's Singles 1st Stage                     |
| November 21, 2025 | Men's Singles 2nd Stage / Women's Singles 2nd Stage                     |
| November 22, 2025 | Technical Meeting / Official Practice                                   |
| November 23, 2025 | Men's Team 1st Stage / Women's Team 1st Stage                           |
| November 24, 2025 | Men's Team 2nd Stage / Women's Team 2nd Stage                           |
| November 26, 2025 | Closing Ceremony  |

## 1.3 Competition Format

### Singles

1st stage is a round-robin system. Best of five games.

The top two players from each group advance to 2nd stage.

2nd stage is a straight knockout system as tournament. Best of seven games.

### Doubles (including Mixed)

Doubles is a straight knockout system as tournament. Best of seven games.

### Team

Best of five matches (New Swaythling Cup system, 5 singles)

1st stage is a round-robin system.

The top two teams from each group advance to the second stage.

2nd stage is a tournament.

## 1.4 Rule

Table tennis competitions shall be conducted in accordance with the following documents.

### Technical Regulations

<https://www.deaflympics.com/games/tokyo-2025/TT/regulations>

### ITTF Rules and Regulations (version: 2025)

[https://documents.ittf.sport/sites/default/files/public/2025-02/2025\\_ITTF\\_Statutes\\_clean\\_version.pdf](https://documents.ittf.sport/sites/default/files/public/2025-02/2025_ITTF_Statutes_clean_version.pdf)

## 2.Competition

### 2.1 Competition Schedule

※ Please confirm “Table Tennis Game Schedule” and “Table Tennis General Schedule”.

### 2.2 Practice Schedule

※The practice schedule has been communicated to each team by the SD.

### 2.3 Call Area(MAP No①)

Players must assemble in the Call Area 30 minutes before the match. Please be mindful not to be late.

Players should always check the progress of the match on the monitors located in the SID or call area.

The call area has desks labeled with court numbers. Go to the desk corresponding to the court number where your match will be held and meet up with the umpire assigned to your match.

### 2.4 Technical Meeting(MAP No②)

The technical meeting will be held at Tokyo Metropolitan Gymnasium, Conference Room 1, on the following date. Each NDSF is allowed to send up to two representatives to the technical meeting, at least one of whom must be a deaf person. An interpreter may also be present if necessary.

- For Doubles and Singles 17 November 2025 – 10:00 a.m.
- For Team 22 November 2025 – 10:00 a.m.

### 2.5 Hearing Devices Restricted Area

(MAP No① and ③ and ④)

In accordance with [Audiogram regulations](#), athletes participating in TOKYO 2025 DEAFLYMPICS are strictly prohibited from using hearing aids or cochlear implant assistive devices during competition. This regulation applies specifically to the restricted areas defined



as follows.

*The restricted area covers the entire sports hall field, including the Call Arena, the table tennis tables, the team benches and the training fields, and extends to the edge of the spectator area. (Technical Regulations 7.1.1.1)*



## 2.6 Information Accessibility in Table Tennis

Multiple sign language interpreters are stationed at the venue, wearing navy blue staff uniforms.

Interpreters include both International Sign Language interpreters and Japanese Sign Language interpreters. International Sign Language interpreters wear a green sticker marked “IS” on their uniforms.

Some volunteers wearing pink uniforms may also wear an “IS” sticker, but please note their support may be limited to basic expressions.



<Sign Language Interpreter>



<Volunteer>



<International Sign sticker>



<Japanese Sign Sticker>

## 2.7 Interview Area (MAP No⑤)

The interview area where accredited media interview athletes and coaches after competitions is located along the exit route from the FOP.

## 2.8 High-Five with Children Upon Entry

We will hold a welcome high-five event with children at select games.

Just before the game starts, when entering the FOP from the call area, players will enter while high-fiving the children.

The children will stand on both sides directly in front of the entrance. Players will high-five the children on both sides with both hands while heading toward the court.

For games featuring this event, staff will explain the event flow before the players enter.

## 3.Venue

### Tokyo Metropolitan Gymnasium (1-17-1 Sendagaya, Shibuya-ku, Tokyo)

The table tennis events for the Tokyo 2025 Deaflympics will be held at Tokyo Metropolitan Gymnasium.

Tokyo Metropolitan Gymnasium served as the venue for gymnastics and water polo during the 1964 Tokyo Olympics, and as the venue for table tennis during the 2020 Tokyo Olympics and Paralympics.



## 3.1 Access

### By train

Close to **Sendagaya Station** on the JR Sobu Line

Close to **Kokuritsu-kyogijo Station** (Exit A4) on the Toei Oedo Line

### By bus

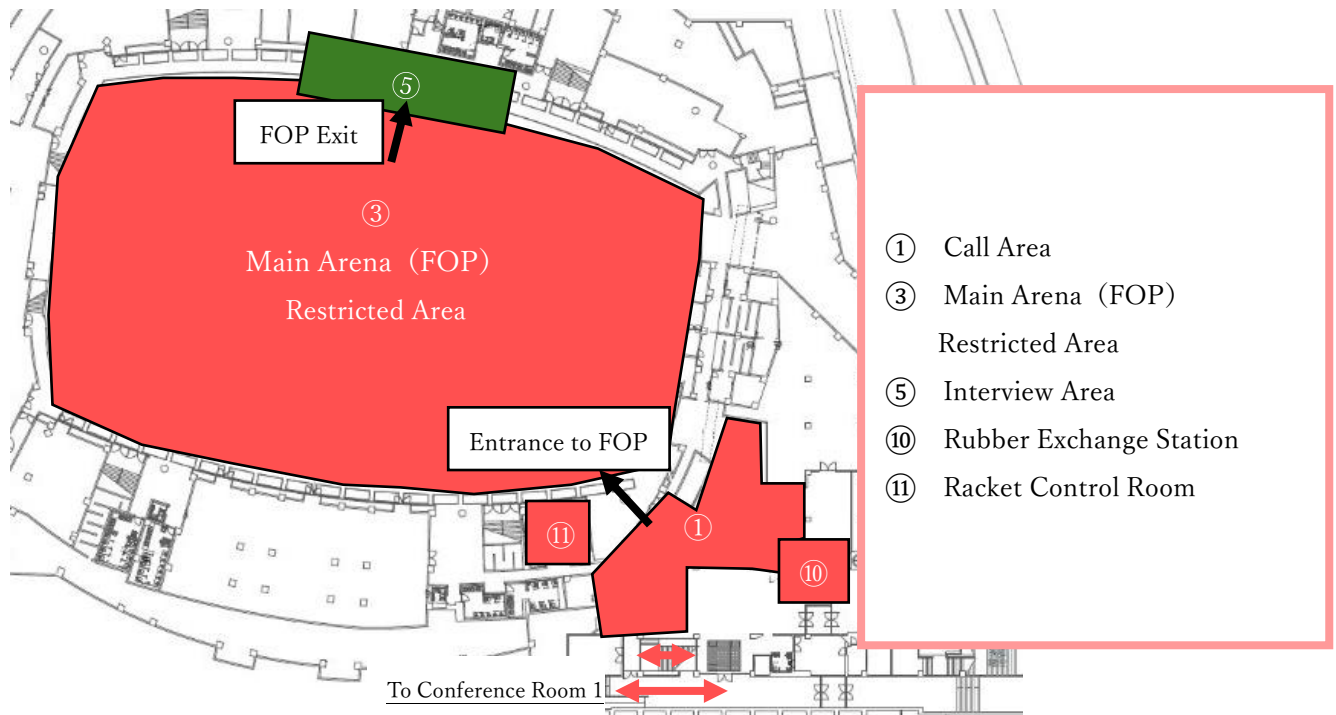
Approx. 1-minute walk from “**Sendagaya Station Mae**” on the Toei bus (“早 81” or “黒 77”)

Approx. 1-minute walk from “**Sendagaya Station (Tokyo Taiikukan)**” on the Hachiko bus (Jingu-no-Mori route)

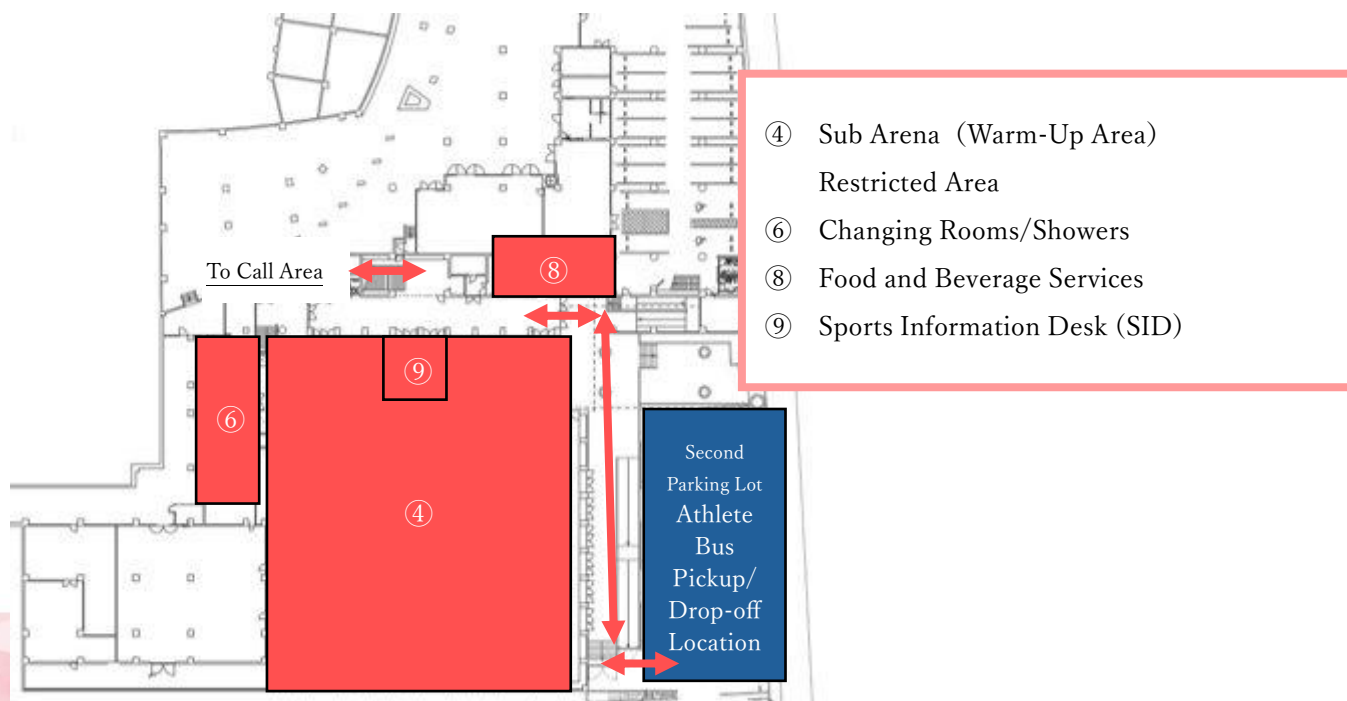
[View on Google Maps](#)

## 3.2 Venue Map

### B1F Main Arena

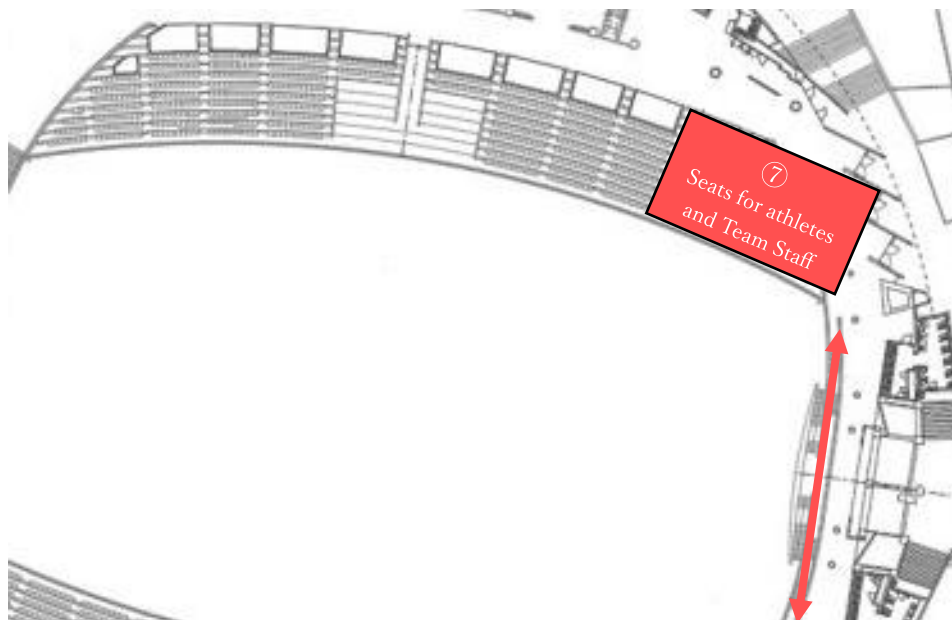


### B2F Sub Arena



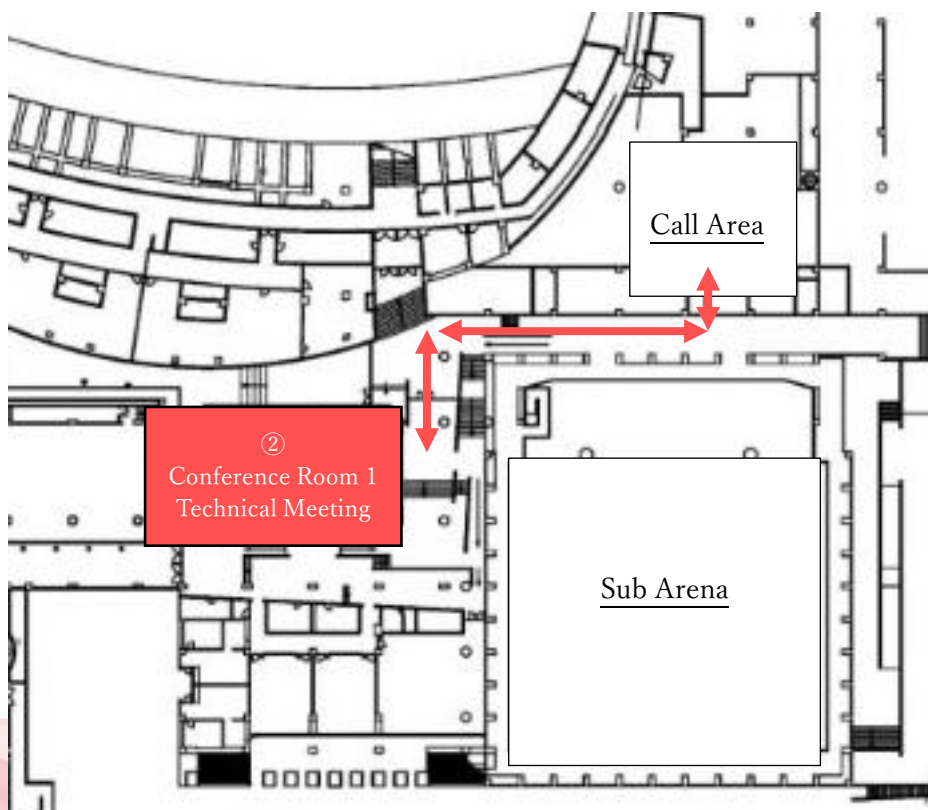


## 2F Spectator Seating



To Call Area

## 1F Conference Room



### 3.3 Venue Entry

Tokyo Metropolitan Gymnasium will be open from 8:00 AM until one hour after the conclusion of competitions or award ceremonies.

All delegations require an ID issued at Deaf Square to enter the competition venue.

The entrance for athletes and team staff is located at the rear of the building, not the main entrance.

Enter via the second parking lot of Tokyo Metropolitan Gymnasium.

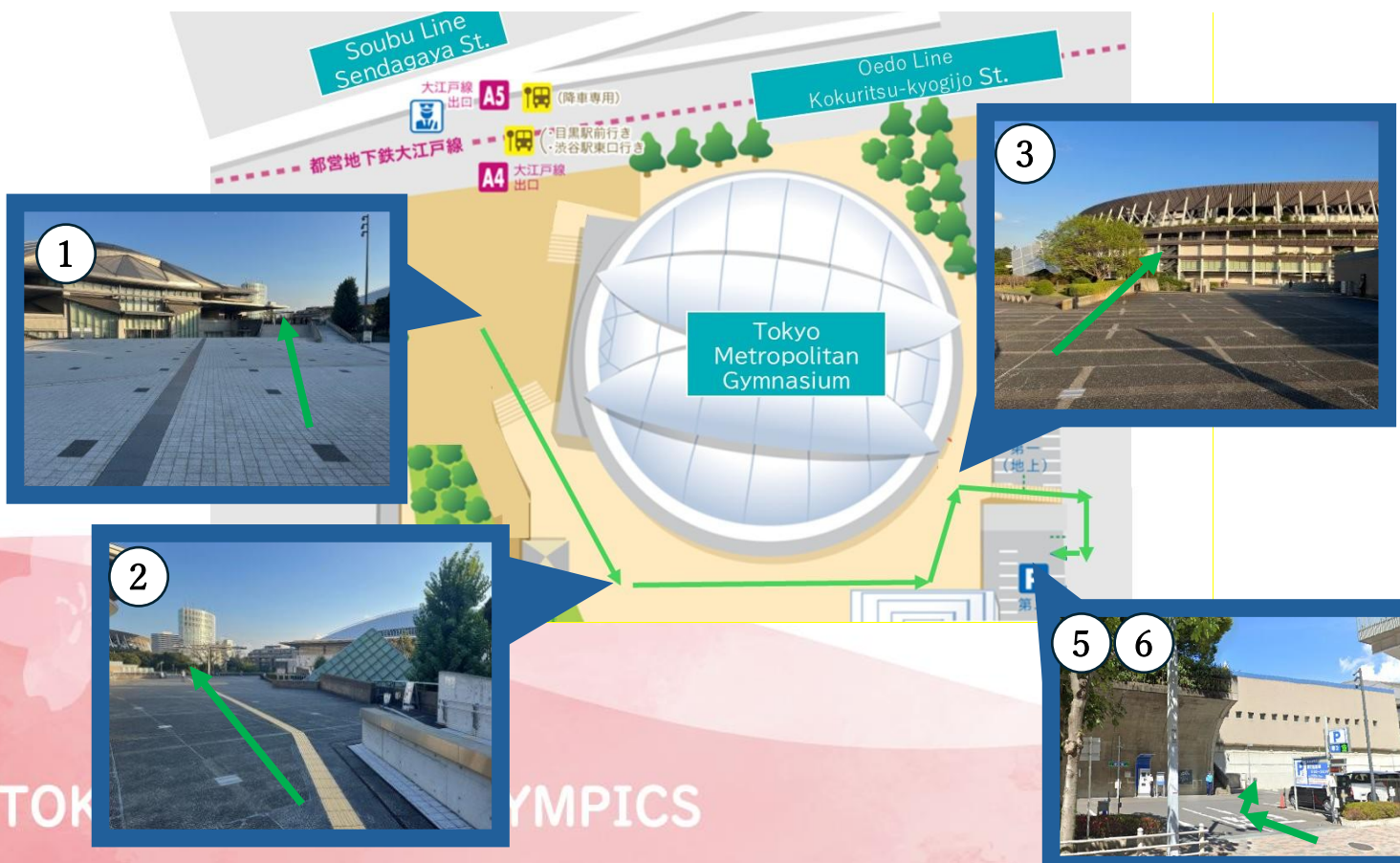
[View on Google Maps](#)

#### 【If arriving by the athlete bus】

The second parking lot at Tokyo Metropolitan Gymnasium is the drop-off point for athlete buses. Staff will guide you from the bus drop-off point to the entrance.

#### 【If you arrived by other means】

1. Climb the stairs from the plaza in front of Tokyo Metropolitan Gymnasium.
2. Proceed toward the arrow while keeping Tokyo Metropolitan Gymnasium on your left.
3. Descend the stairs at the end of the arrow.
4. After descending the stairs, turn right and walk along the path.
5. The entrance to the Second Parking Lot is on your right; enter the Tokyo Metropolitan Gymnasium Second Parking Lot from there.
6. Follow the arrow inside the parking lot to find the entrance for athletes and team staff.



## 3.4 ID Card

ID cards will be issued at Deaf Square. They will not be issued at the venue.

ID cards are personal and non-transferable.

Please always carry them with you within the venue.

Additionally, your ID card is required when boarding athlete buses to each competition venue, so be sure to carry it with you.

If your ID card is damaged or lost, contact the Games Headquarters immediately. After that, you must come to the ID Center (Deaf Square) in person to complete the reissuance procedure.

## 3.5 Transportation Service

We will provide athlete buses running between the competition venues and Deaf Square, and between the competition venues and Ariake.

The athlete buses will operate according to the following schedule.

At Tokyo Metropolitan Gymnasium, the second parking lot is the Pick-up/drop-off point for athlete buses.

An ID card is required for boarding.

Please check the latest bus schedules on the following website.

[Transportation Service | TOKYO 2025 DEAFLYMPICS – Games Information –](#)

## 3.6 Venue Services

### 3.6.1 Warm-up Area (MAP No④)

Players may warm up in the sub-arena.

Consumption of food is not permitted inside the sub-arena; please use the player lounge located in front of the sub-arena.

Practice balls will not be provided.



### **3.6.2 Changing Rooms/Showers (MAP No⑥)**

The B2 floor features separate changing rooms and shower rooms for men and women. Each changing room also has a restroom. Towels are not provided, so please bring your own.

### **3.6.3 Seats for athletes and Team Staff (MAP No⑦)**

We have designated areas in the spectator seating reserved exclusively for athletes and team staff. These areas may be used during intermissions and for viewing the game.

Food and drink are permitted.

### **3.6.4 Food and Beverage Services (MAP No⑧)**

During competition hours, beverages and the following light snacks will be provided in front of the sub-arena.

No advance orders are required.

Consumption of food is not permitted inside the sub-arena; please use the player lounge located in front of the sub-arena.

On practice days, only water will be provided.

- Banana
- Energy bar
- Filled & Stuffed Bread
- Water

### **3.6.5 Sports Information Desk (SID) (MAP No⑨)**

The SID is located within the sub-arena, which includes a warm-up area.

From November 16 to 24, 2025, the SID will open 30 minutes before the first bus arrives at the venue and close after the last bus departs.

The SID provides information and results for various events, so please feel free to ask if you have any questions.

### 3.6.6 Rubber Exchange Station (MAP No⑩)

We provide tables for use when replacing rubber in the call area.

Rubber, Scissors, and Adhesive are not provided.

### 3.6.7 Racket Control (MAP No⑪)

Players participating in matches designated by the referee will undergo inspections using testing equipment in the Racket Control Room for the following items, in addition to the racket checks performed by the Referee and Assistant Referees:

- flatness, racket covering thickness, even thickness and continuity of layers
- presence of harmful or volatile substances

Players not subject to mandatory inspections may also undergo pre-match inspections.

## 3.7 Security

For security reasons, baggage inspections may be conducted upon entry. Information regarding prohibited items is available on [this website](#). Please review the details.